

Grade 2

Unit 5

COLOURS



Functions:

- Naming colours
- Making simple inquiries
- Expressing likes and dislikes
- Expressing quantity



Editörler


Prof. Dr. Paşa Tevfik CEPHE
Prof. Dr. Kemal Sinan ÖZMEN
Prof. Dr. Cem BALÇIKANLI

Yazarlar

Fatma DEMİRCAN
Gonca AKISKALI
Aysel BERKET
Ferdî GÜNAY

Görsel Tasarım Uzmanları


Tolga TANYEL
Nafize AĞIR
Bahadır UYSAL

Function 1 Speaking 	
Grade	2 (A1)
Function	Naming colours Making simple inquiries
Skills	Listening for specific information Speaking (accuracy)
Duration	30 minutes
Materials Required	<p>“Kid’s Box Second Edition Presentation Plus Level Starter/Pupil’s Book/ Unit 3 My Colours/Media Library/Videos/Video 2” at eba.gov.tr</p> <p>Copy the given link in red and then paste it on the address bar. https://f.eba.gov.tr/ing-soru-bankasi/cambridge/Kid-s-Box-2nd-edition-Starter/69398/resources/videos/unit3/unit_3_song.mp4 Worksheet in Appendix A Worksheet in Appendix B</p>
Aims	<p>To identify the colours of things</p> <p>To name the colours of things</p>
Procedures	<ol style="list-style-type: none"> 1. The teacher asks the students to colour and complete the rainbow in Lead in. 2. The teacher plays the video retrieved from eba.gov.tr and wants the students to circle the correct colours of the objects. The teacher tells the students to colour the objects if they like. 3. The teacher replays the song and asks the children to match the questions with the answers. 4. The teacher hands out the worksheet in Appendix B. S/he asks the students to look at the objects in the box, then ask and answer questions about their colours. 5. The teacher asks the students to work in pairs. S/he wants them to choose an object in the class, ask and answer questions about the colour of that object.

Appendix A

Lead in

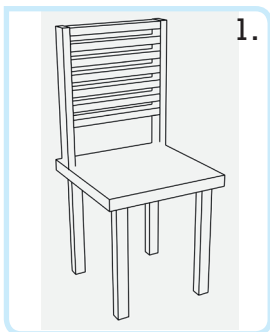
Complete the rainbow.



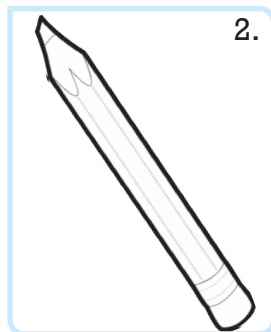
Listening

a. Listen and circle the correct colour.

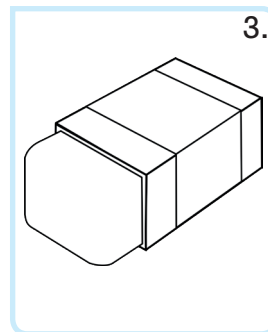
pink brown green



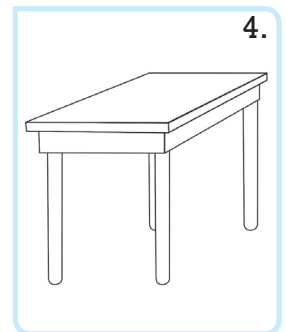
black red orange



white purple blue



white yellow blue



b. Listen again and match the questions with the answers.

1. What colour is the chair?

2. What colour is the eraser?

3. What colour is the table?

4. What colour is the pencil?

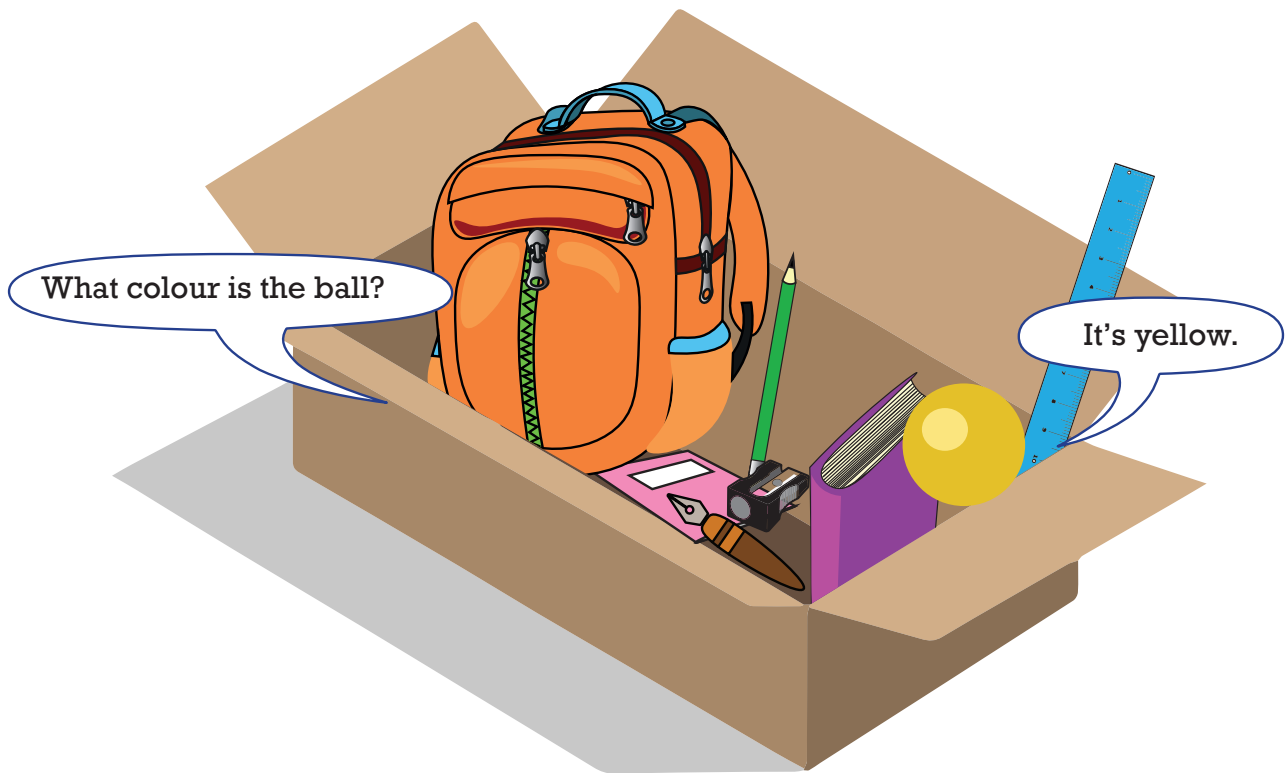
a. It is red.

b. It is brown.

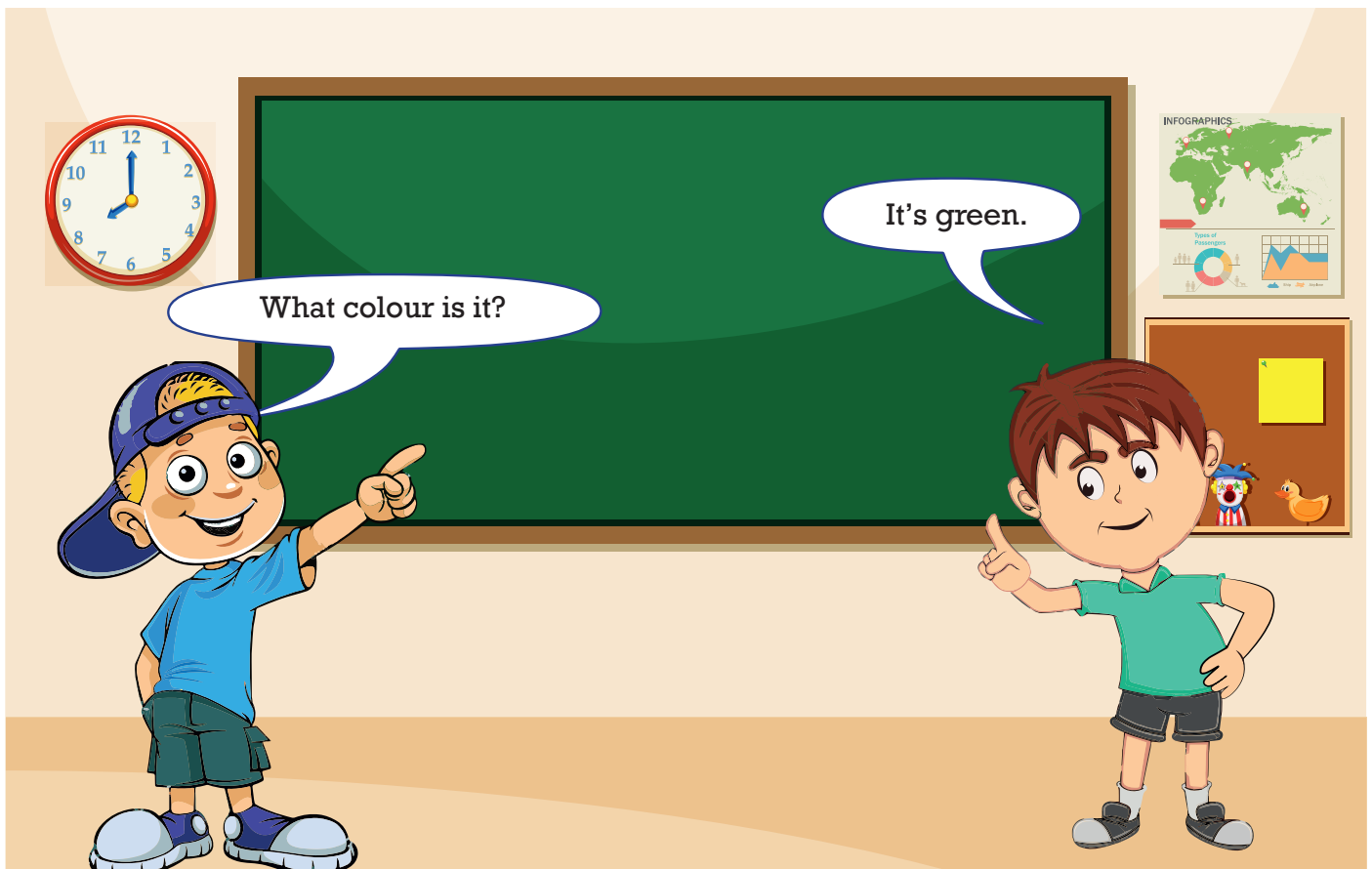
c. It's blue.


d. It's white.

a. Ask and answer questions about the colours of the objects in the box.



b. Choose an object in the classroom. Then ask and answer questions about its colour.



Function 2		Listening	
Grade	2 (A1)		
Function	Expressing likes and dislikes		
Skills	Listening for specific information Speaking (fluency)		
Duration	30 minutes		
Materials Required	<p>Worksheet in Appendix A Worksheet in Appendix B</p> <p>“Kid’s Box Second Edition Presentation Plus Level Starter/Pupil’s Book/Review Units 5-8/Media Library/Videos/Video 1” at eba.gov.tr Copy the given link in red and then paste it on the address bar. https://f.eba.gov.tr/ing-soru-bankasi/cambridge/Kid-s-Box-2nd-edition-Starter/72099/resources/videos/unit8/unit_8_story.mp4</p>		
Aims	<p>To identify likes and dislikes To talk about the colours they like</p>		
Procedures	<ol style="list-style-type: none"> 1. The teacher asks a lead in question. S/he wants the students to colour the schoolbags with the colours they like and don’t like. 2. The teacher plays the video from eba.gov.tr. S/he wants the students to write T or F according to the video. 3. The teacher replays the video and asks the students to tick the correct faces according to the colours they like or don’t like. 4. In the Speaking section, the teacher wants the children to talk about the colours they like or don’t like. 		

Appendix A

Lead in


a. Answer the question.

What colour is your schoolbag?

b. Look at the faces and colour the schoolbags. Then say.



I like orange.



I don't like green.



I like ...



I don't like ...



Listening

a. Watch the video and write True or False.

1.

Marie

I don't like pink.

2.

Monty

I like black and blue.

3.

Stella

I don't like pink.

4.

Stella

I don't like white.


b. Watch the video again. Which colours do they like or don't like?

Tick the correct faces.


Marie



Monty



Stella




Talk about the colours you like and don't like.



I like green and purple but I don't like yellow.



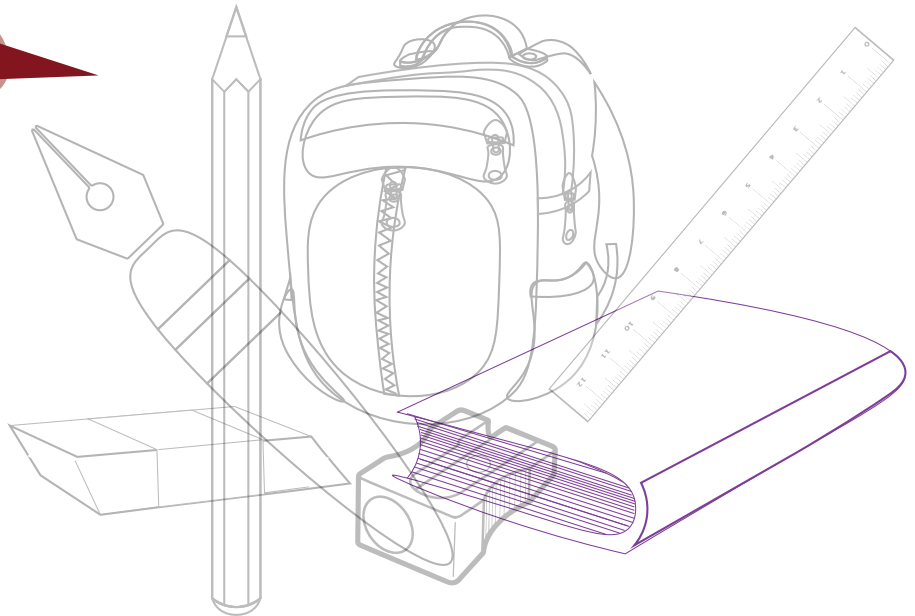
Function 3		Speaking	
Grade	2 (A1)		
Function	Expressing quantity		
Skills	Listening for specific information Speaking (fluency)		
Duration	30 minutes		
Materials Required	Worksheet in Appendix A Worksheet in Appendix B Worksheet in Appendix C Tapescript 5.1		
Aims	To identify quantities of things To express quantities of things		
Procedures	<ol style="list-style-type: none"> 1. The teacher hands out the worksheet in Appendix A and asks the students to colour the outlines of the objects. 2. The teacher plays the Tapescript 5.1 S/he wants the students to write the numbers of the objects and circle the singular or plural forms of the objects. 3. The teacher wants the students to ask and answer questions about the numbers of the objects in Listening a. 4. The teacher gives out the worksheet in Appendix B. The students are expected to ask and answer questions about the numbers of the balloons in the picture. 5. The teacher asks the students to focus on the Spotlight. 6. The teacher wants the students to prepare a poster with the pictures of some objects they choose. S/he tells the students that they can draw and colour or cut out and paste the pictures of the objects. S/he asks the students to say the numbers and colours of the objects in their poster. 		

Appendix A

Lead in

Find and colour the outlines.

~~a purple book~~
a black pencil
a brown ruler
an orange schoolbag
a blue sharpener
a green eraser
a red pen



Listening

Tapescript 5.1



a. Listen, write the numbers and circle.

1

.....3... red

ball

balls

2

..... green

pencil

pencils

3

..... white

sharpener

sharpeners

4

..... pink

wagon

wagons

5

..... yellow

lemon

lemons

b. Ask and answer questions about the objects in Listening a.

How many red balls are there?



Three.



Look at the picture. Ask and answer questions about the numbers of the balloons.



How many red balloons are there?

Two red balloons.



Spotlight

How do you feel now?
When do you feel blue?


Feel Blue



Project

Make a poster.
Draw and colour (or cut out and paste) some objects.
Say the numbers and the colours of the objects.

Two brown pencils, three
yellow balls, four purple
books, one red bike.



Listening Texts

Function 3 Appendix A Listening a

Tapescript 5.1

a. Listen, write the numbers and circle.

1. How many red balls are there?
-3 red balls.
2. How many green pencils are there?
-5 green pencils.
3. How many white sharpeners are there?
-1 white sharpener.
4. How many pink wagons are there?
-8 pink wagons.
5. How many yellow lemons are there?
-1 yellow lemon.

The Key

Function 1 Appendix A Listening a

1. brown
2. red
3. white
4. blue

Function 2 Appendix A Listening a

1. True
2. False
3. True
4. False

Function 3 Appendix A Listening a

1. 3 red balls
2. 5 green pencils
3. 1 white sharpener
4. 8 pink wagons
5. 1 yellow lemon

Listening b

1. b
2. d
3. c
4. a

Listening b

Marie  

Monty  



Stella  



Appendix B Speaking

How many red balloons are there?
-Two red balloons.

How many blue balloons are there?
-Seven blue balloons.

How many yellow balloons are there?
-Five yellow balloons.

How many pink balloons are there?
-Three pink balloons.

How many white balloons are there?
-One white balloon.

References

(2018) İngilizce Dersi Öğretim Programı (İlkokul ve Ortaokul 2,3,4,5,6,7 ve 8. sınıflar). **Ankara: MEB**

Visual Reference

Ünitedeki bütün görseller tarafımızca hazırlanmıştır.