

Grade 2

Unit 6

AT THE PLAYGROUND



Functions:

- Making simple inquiries
- Making simple suggestions



Editörler

Prof. Dr. Paşa Tevfik CEPHE
Prof. Dr. Kemal Sinan ÖZMEN
Prof. Dr. Cem BALÇIKANLI

Yazarlar

Fatma DEMİRCAN
Gonca AKISKALI
Aysel BERKET
Ferdî GÜNAY

Görsel Tasarım Uzmanları

Tolga TANYEL
Nafize AĞIR
Bahadır UYSAL



Grade	2 (A1)
Function	Making simple inquiries
Skills	Listening for specific information Speaking (fluency)
Duration	20 minutes
Materials Required	Worksheet in Appendix A Cut outs in Appendix B Tapescript 6.1
Aims	To recognize activities To ask and answer simple questions
Procedures	<ol style="list-style-type: none"> 1. The teacher asks the students to tick the activities they do. 2. The students are required to listen to the Tapescript 6.1 and tick the actions they hear. The teacher replays the tapescript and asks the students to circle the correct option accordingly. 3. The teacher asks the students to cut out the cards on which the names of the activities are written and ask and answer questions. 4. In the project part, the students are going to interview with their friends. The teacher asks them to complete the chart by asking and answering questions.

Appendix A

Lead in

Which of these activities do you do? Put a ✓.



Listening

Tapescript 6.1



a. Listen and tick the actions you hear.

dance

slide

play chess

swim

swing

jump

skip a rope

run

b. Listen again and circle the correct option.

1. Do you dance?
Yes, I do / don't.

2. Do you slide?
Yes, I do / don't.

3. Do you play chess?
No, I do / don't.

4. Do you skip a rope?
No, I do / don't.

5. Do you jump?
Yes, I do / don't.

Speaking


Look at the action cards. Then ask and answer questions.




skip rope



play chess



sing



run



play hide
and seek



dance


Do you skip a rope?

Yes, I do.

Project

Interview your friends.
Ask and answer questions. Complete the chart.

	dance	swing	play hide and seek	sing	slide
You					
Your friend					
Your friend					
Your friend					
Your friend					

Function 2		Listening	
Grade	2 (A1)		
Function	Making simple suggestions		
Skills	Speaking (warm-up) Listening for specific and general information Speaking (fluency)		
Duration	30 minutes		
Materials Required	<p>Worksheet in Appendix A Worksheet in Appendix B Kid's Box Second Edition Presentation Plus Level 1/Pupil's Book/Unit 9 Fun time!/Media Library/Videos/Video 2 at eba.gov.tr</p> <p>Copy the given link in red and then paste it on the address bar. https://f.eba.gov.tr/ing-soru-bankasi/cambridge/Kid-s-Box-2nd-edition-1/69414/resources/videos/unit9/unit_9_song.mp4 </p>		
Aims	<p>To understand short, simple suggestions To make suggestions in a simple way</p>		
Procedures	<ol style="list-style-type: none"> 1. The teacher asks lead-in questions. 2. The teacher asks the students to listen to the song and tick the activities they hear in the song. 3. The teacher replays the song and asks the students to put the statements in order according to the song. 4. In Appendix B, a picture is provided for students. They are expected to make suggestions. 5. The teacher asks the students to focus on the Spotlight. 		

Appendix A

Lead in

Look at the picture and answer the questions.


Where are they?

What are they doing?



Listening

a. Listen and tick the activities you hear in the song.



b. Listen and put the statements into correct order.

☐ Let's swim!

☐ Let's play tennis!

☐ Let's ride a bike!

☐ Let's play basketball!

☐ Let's play football!

☐ Let's play the guitar!



Look at the picture and say.



Let's dance!



Spotlight

Where are they going?



Let's roll!

Listening Texts

Function 1 Appendix A Listening a

Tapescript 6.1

a. Listen and tick the actions you hear.

Do you dance?

- Yes, I do.

Do you slide?

- Yes, I do.

Do you play chess?

- No, I don't.

Do you skip rope?

- No, I don't.

Do you jump?

- Yes, I do.

Listening b

Tapescript 6.1

b. Listen again and circle the correct option.

The Key

Function 1 Appendix A Listening a

dance
slide
play chess
skip a rope
jump

Listening b

1. do
2. do
3. don't
4. don't
5. do

Function 2 Appendix A Listening a

1-3-5-6

Listening b

1. Let's ride a bike.
2. Let's play tennis.
3. Let's play basketball.
4. Let's swim.
5. Let's play football.
6. Let's play the guitar.

References

(2018) İngilizce Dersi Öğretim Programı (İlkokul ve Ortaokul 2,3,4,5,6,7 ve 8. sınıflar). **Ankara: MEB**

Visual Reference

Name

Date

Pages

Web pages

shutterstock_1047211165 28.07.2020
shutterstock_504795385 28.07.2020

5
4

<https://www.shutterstock.com/tr/image-vector/cute-cartoon-boy-girl-sport-clothes-1047211165>
<https://www.shutterstock.com/tr/image-vector/girl-pink-outfit-singing-karaoke-504795385>