

Grade 3

Unit 3

People I love



Functions:

- Describing characters/people
- Expressing ability and inability



Editörler

Prof. Dr. Paşa Tevfik CEPHE
Prof. Dr. Kemal Sinan ÖZMEN
Prof. Dr. Cem BALÇIKANLI

Yazarlar

Fatma DEMİRCAN
Gonca AKISKALI
Aysel BERKET
Ferdî GÜNAY

Görsel Tasarım Uzmanları

Tolga TANYEL
Nafize AĞIR
Bahadır UYSAL



Grade	3 (A1)
Function	Describing characters/people
Skills	Speaking (warm-up) Listening for specific information Speaking (fluency)
Duration	30 minutes
Materials Required	Tapescript 3.1 Worksheet in Appendix A Worksheet in Appendix B
Aims	To recognize the physical qualities of individuals To talk about physical qualities of individuals
Procedures	<ol style="list-style-type: none"> 1. The teacher asks lead in questions to the students. 2. The teacher gives out the worksheet in Appendix A and asks the students to match the pictures with the words. 3. The teacher plays the Tapescript 3.1. S/he wants the students to circle the correct option in each statement. 4. The teacher replays the tapescript and asks the students to write the names of the people according to their physical qualities. 5. The teacher asks the students to introduce their family members and best friends.

Appendix A

Lead in

a. Answer the questions.

Is your father young?

Who is tall in your class?

b. Match the words with the pictures.

a. fast

b. old

c. strong

d. short

e. fat

f. small


1




2



3



4



5



6



Listening

Tapescript 3.1



a. Listen and circle the correct option.

1. Mrs. Jones is

a. old

b. young

2. Rıza Kayaalp is

a. strong

b. tall

3. İpek is

a. fat

b. short

4. Tarık is tall and

a. long

b. slim.

5. Buse is and beautiful.


a. young

b. short



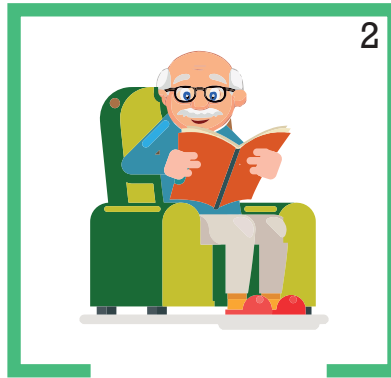
6. Uncle Terry is old and

a. tall

b. fat



b. Listen again and write the names under the pictures.




Speaking



Introduce your family members and your best friend.



My father is tall and slim. He is young.
My mother is

Function 2		Speaking	
Grade	3 (A1)		
Function	Expressing ability and inability		
Skills	Speaking (warm-up) Listening for specific information Speaking (accuracy-fluency)		
Duration	30 minutes		
Materials Required	Tapescript 3.2 Worksheet in Appendix A Worksheet in Appendix B Worksheet in Appendix C		
Aims	To recognize the statements about abilities To talk about abilities		
Procedures	<ol style="list-style-type: none"> 1. The teacher asks lead in questions to the students. 2. The teacher gives out the Appendix A and asks the students to match the pictures with the words/phrases. 3. The teacher plays the Tapescript 3.2. S/he wants the students to tick the correct circle. 4. The teacher gives out the worksheet in Appendix B. S/he replays the Tapescript 3.3 and asks the students to complete the chart. 5. The teacher asks the students to work in pairs. S/he wants them to ask and answer as in the example. 6. The teacher asks the students to focus on the Spotlight. 7. The teacher assigns the students to draw two characters and talk about their abilities. 		

Appendix A

Lead in

a. Answer the questions.

Can your father swim?

Who can speak English in your class?

b. Match the words/phrases with the pictures.

a. cook

b. dance

c. climb a tree

d. speak English


e. drive a car

f. play chess

1



2



3



4



5



6



Listening

Tapescript 3.2



a. Listen and tick the correct boxes.

1. Ceren can

☐

make a cake

☐

sing

2. Tolga can play

☐

tennis

☐

basketball

3. Eda can

☐

dance

☐

run fast

4. Bahadır can ride a

☐

horse

☐

bike

5. Eda can't play the

☐

violin

☐

football

6. Bahadır can't

☐

swim

☐

drive a car

7. Ceren can't

☐

fly

☐

climb a tree

8. Tolga can't speak

☐

English

☐


German

Appendix B

Listening



Tapescript 3.2



b. Listen again and complete the chart.

	can	can't
Ceren		
Tolga		
Eda		
Bahadır		

Speaking



Make dialogues about your family members' abilities and inabilities. Then act out.

Can your father make a cake?

Can he swim?

No, he can't.

Yes, he can.



Appendix C

Spotlight

Which one do you like? Football or basketball?
Can you find more examples?



football



basketball

Project

Draw two characters and say their abilities/inabilities.



Billy is strong. He can carry heavy things.

Function 1
Appendix A
Listening a

Tapescript 3.1

a. Listen and circle the correct option.

1. Mrs. Jones is old.
2. Rıza Kayaalp is strong.
3. İpek is short.
4. Tarık is tall and slim.
5. Buse is young and beautiful.
6. Uncle Terry is old and fat.

Appendix B
Listening b
Tapescript 3.1

b. Listen again and write the names under the pictures.

Function 2
Appendix A
Listening a

Tapescript 3.2

a. Listen and tick the correct boxes.

1. Ceren can make a cake.
2. Tolga can play basketball.
3. Eda can dance.
4. Bahadır can ride a bike.
5. Eda can't play the violin.
6. Bahadır can't swim.
7. Ceren can't climb a tree.
8. Tolga can't speak German.

Appendix B
Listening b
Tapescript 3.2

b. Listen again and complete the chart.

The Key

Function 1 Appendix A Lead in b

1. c
2. f
3. a
4. b
5. e
6. d

Listening a

1. a
2. a
3. b
4. b
5. a
6. b

Listening b

1. İpek
2. Uncle Terry
3. Buse
4. Mrs. Jones
5. Tarık
6. Rıza Kayaalp

Function 2 Appendix A Lead in b

1. e
2. c
3. a
4. f
5. d
6. b

Listening a

1. make a cake
2. basketball
3. dance
4. bike
5. violin
6. swim
7. climb a tree
8. German

Listening b

1. Ceren can make a cake.
Ceren can't climb a tree.
2. Tolga can play basketball.
Tolga can't speak German.
3. Eda can dance.
Eda can't play the violin.
4. Bahadır can ride a bike.
Bahadır can't swim.

References

(2018) İngilizce Dersi Öğretim Programı (İlkokul ve Ortaokul 2,3,4,5,6,7 ve 8. sınıflar). **Ankara: MEB**

Visual References

Name

Date

Pages

Web pages

shutterstock_1047211165 28.07.2020

8

<https://www.shutterstock.com/tr/image-vector/cute-cartoon-boy-girl-sport-clothes-1047211165>