

Grade 3

Unit 5

Toys and Games



Functions:

- Expressing quantity
- Naming colours
- Talking about possessions



Editörler


Prof. Dr. Paşa Tevfik CEPHE
Prof. Dr. Kemal Sinan ÖZMEN
Prof. Dr. Cem BALÇIKANLI

Yazarlar

Fatma DEMİRCAN
Gonca AKISKALI
Aysel BERKET
Ferdî GÜNAY

Görsel Tasarım Uzmanları

Tolga TANYEL
Nafize AĞIR
Bahadır UYSAL

Function 1 Speaking 	
Grade	3 (A1)
Function	Expressing quantity
Skills	Speaking (warm-up) Listening for specific information Speaking (fluency)
Duration	30 minutes
Materials Required	Tapescript 5.1 Worksheet in Appendix A Worksheet in Appendix B
Aims	To recognize quantity of things To tell the colors and quantity of the toys they have
Procedures	<ol style="list-style-type: none"> 1. The teacher asks lead in questions to the students. Then the teacher shows the numbers from 1 to 20 in Appendix A and asks the students to count up to twenty. 2. The teacher asks the students to match the pictures with the words in Appendix A. 3. The teacher plays the Tapescript 5.1 and asks the students to listen and choose picture A or B. 4. The teacher replays the tapescript and asks the students to tick the objects they hear. 5. The teacher asks the students to look at the pictures and say the numbers of the objects. 6. The teacher asks the students to count their belongings and say.

Appendix A

Lead in

a. Answer the questions.

Do you remember the numbers?
Who can count up to twenty?

b. Count from 1 to 20.



c. Match the pictures with the words.


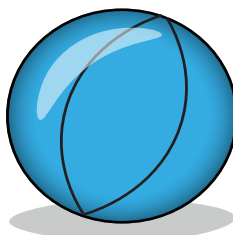

kite

button

ball

playing card


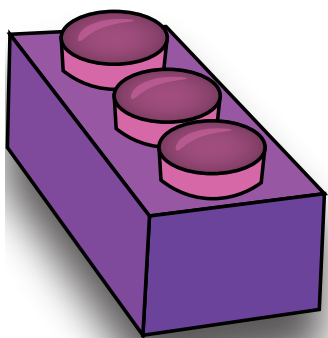
block



1


2

3



4

5




a. Listen. Which picture is about the text?

A



B



b. Listen again and tick (✓) the ones you hear.

- | | |
|------------------------------------|--|
| <input type="radio"/> a car | <input type="radio"/> an eraser |
| <input type="radio"/> a book | <input type="radio"/> five playing cards |
| <input type="radio"/> scissors | <input type="radio"/> eight blocks |
| <input type="radio"/> a school bag | <input type="radio"/> three balls |
| <input type="radio"/> a doll | <input type="radio"/> a notebook |
| <input type="radio"/> nine kites | <input type="radio"/> four pencils |

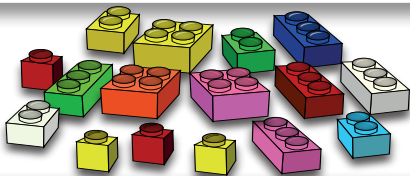
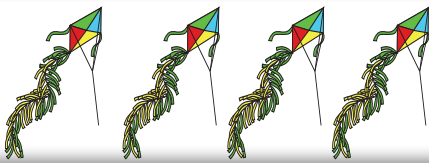
Speaking



a. Look at the pictures. Ask and answer.

How many kites are there?


There are four kites.



b. Count your belongings and say.



There are seven cards.

Function 2		Listening			
Grade	3 (A1)				
Function	Naming the colours				
Skills	Speaking (warm-up) Listening for specific information Speaking (fluency, accuracy)				
Duration	30 minutes				
Materials Required	Tapescript 5.2 Tapescript 5.3 Worksheet in Appendix A Worksheet in Appendix B				
Aims	To tell the colours and quantity of the toys they have				
Procedures	<div>1. The teacher asks lead in questions to the students. S/he asks them to match the colours with their pictures in Lead in b.</div> <div>2. The teacher plays the Tapescript 5.2 and asks the students to choose the correct colour of the toys.</div> <div>3. The teacher asks the students to listen to the Tapescript 5.3 and colour the toys in Appendix B.</div> <div>4. The teacher wants the students to ask and answer questions about the colours of the toys in Appendix B. Then the students are required to ask and answer questions about the colours of their belongings.</div>				

Appendix A

Lead in

a. Answer the questions.

Do you remember the colours?
Which colours do you like?

b. Match the colors.

a. red

b. yellow

c. blue

d. black

e. pink

f. purple

g. orange

h. brown

i. white

j. green

1



.....

2



.....

3



.....

4



.....

5



.....

6



.....

7



.....

8



.....

9



.....

10



.....



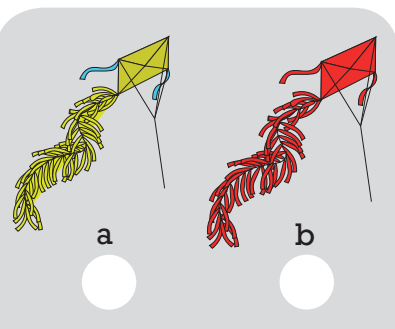
Listening

Listen and tick the correct colour.

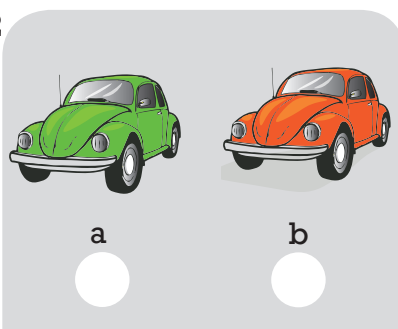
Tapescript 5.2



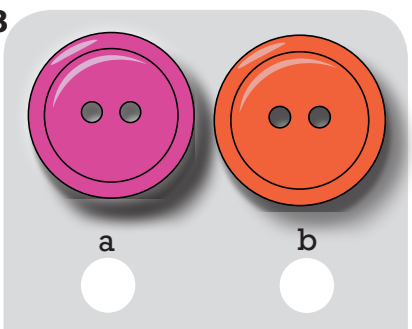
1



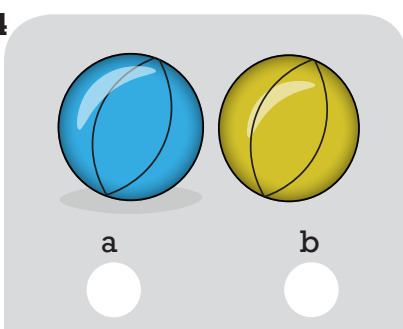
2



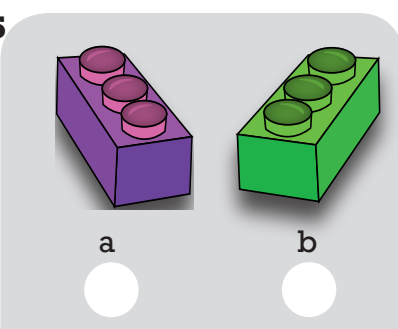
3



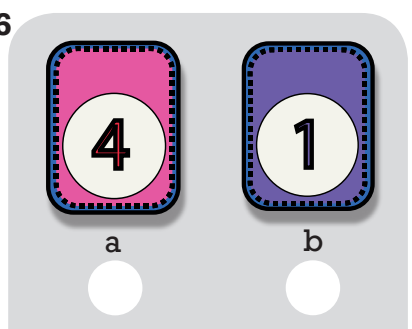
4



5

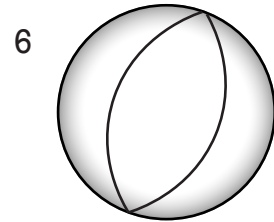
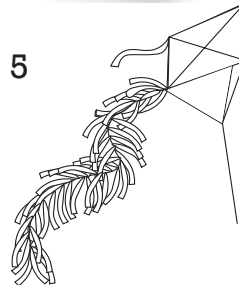
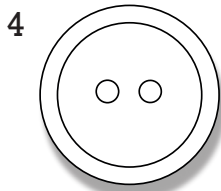

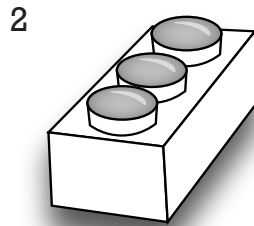



6






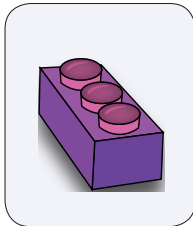
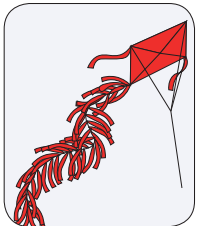


Listen and colour.

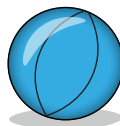


Speaking

a. Ask and answer questions about the the colours of the toys.



What colour is it?



It's a blue ball.


b. Ask and answer questions about the colours of your belongings.

What colour is your pencil?



My pencil is green.



Function 3		Listening	
Grade	3 (A1)		
Function	Talking about possessions		
Skills	Speaking (warm-up) Speaking (fluency, accuracy) Listening for a specific information		
Duration	30 minutes		
Materials Required	Tapescript 5.4 Worksheet in Appendix A Worksheet in Appendix B Worksheet in Appendix C		
Aims	To recognize the names of the toys To follow short and simple dialogues about possessions		
Procedures	<ol style="list-style-type: none"> 1. The teacher asks lead in questions to the students. 2. The teacher asks the students to match the pictures with the words in Lead in b. 3. The teacher plays the Tapescript 5.4 and asks the students to listen to the tapescript and circle the correct picture. 4. The teacher replays the Tapescript 5.4 and asks the students to put a tick or cross according to the tapescript. 5. The teacher wants the students to work in pairs. They are expected to ask and answer questions about the given cards. 6. The teacher asks the students to focus on the Spotlight. 7. The teacher asks the students to create their own toys or games with waste materials. Then let them introduce their toys or games to the class. 		

Appendix A

Lead in

a. Answer the questions.

Have you got any toys?
What are they?
What colour are they?

b. Match the pictures with the words.

a. ball

b. doll

c. block

d. teddy bear

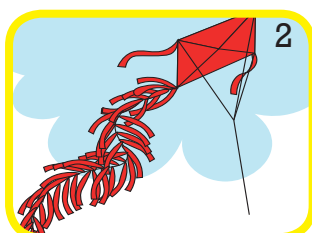
e. computer games

f. chess


g. kite



1




2




3



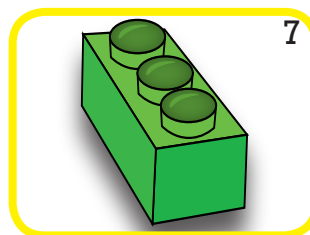
4



5



6




7



Listening


Tapescript 5.4



a. Listen and circle the correct picture.



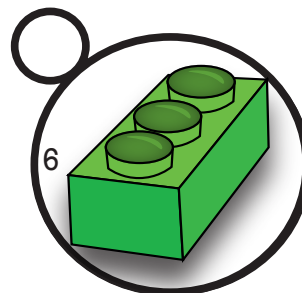



A



B



b. Listen and put a tick (✓) or cross (X).



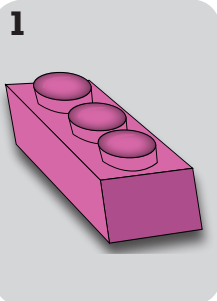
Speaking

Work in pairs.
Ask and answer questions.
Use the cards.

Have you got a block?

How many blocks have you got?



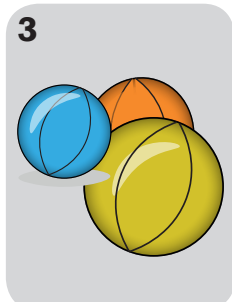
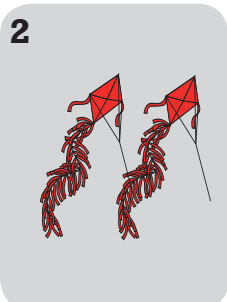
What color is it?



Yes, I have.

One.

My block is pink./ It's a pink block.



Spotlight


How does she feel?

Like a kid with a new toy



Project

Make your own toy or game.
Use waste materials.
Describe your toy or game.



Listening Texts

Function 1 Appendix B Listening a

Tapescript 5.1

a. Listen. Which picture is about the text?

a car
five playing cards
eight blocks
three balls
a doll
nine kites

Tapescript 5.1

b. Listen again and tick (✓) the ones you hear.

Function 2 Appendix A Listening

Tapescript 5.2

Listen and tick the correct colour.

Tony has got a red kite, a green toy car, an orange button, a blue ball, a purple block and a pink playing card.

Appendix B Listening

Tapescript 5.3

Listen and colour.

1. It is a purple car.
2. It is a blue block.
3. It is a yellow card.
4. It is a green button.
5. It is an orange kite.
6. It is a pink ball.

Function 3 Appendix A

Listening a

Tapescript 5.4

a. Listen and circle the correct picture.

1.

Yekta: Have you got a teddy bear?

Mete: Yes, I have.

2.

Yekta: Have you got a doll?

Mete: No, I haven't.

3.

Yekta: Have you got a computer game?

Mete: No, I haven't.

4.

Yekta: Have you got a kite?

Mete: Yes, I have.

5.

Yekta: Have you got a playing card?

Mete: No, I haven't.

6.

Yekta: Have you got a block?

Mete: Yes, I have.

Appendix B Listening b

Tapescript 5.4

b. Listen and put a tick (✓) or cross (X).

The Key

Function 1 Appendix A Lead in c

1. playing card
2. ball
3. button
4. block
5. kite

Appendix B Listening a

Picture B

Listening b

- a car
five playing cards
eight blocks
three balls
a doll
nine kites

Function 2 Appendix A Lead in

1. b
2. e
3. j
4. i
5. h
6. g
7. d
8. c
9. a
10. f

Listening a

1. b
2. a
3. b
4. a
5. a
6. a

Appendix B Listening b

1. purple
2. blue
3. yellow
4. green
5. orange
6. pink

Function 3 Appendix A Lead in b

1. e
2. g
3. f
4. b
5. d
6. a
7. c

Listening a

Picture A

Listening b

1. √
2. X
3. X
4. √
5. X
6. √

References

(2018) İngilizce Dersi Öğretim Programı (İlkokul ve Ortaokul 2,3,4,5,6,7 ve 8. sınıflar). **Ankara: MEB**

Visual Reference

Name

Date

Pages

Web pages

shutterstock_1047211165 28.07.2020

11

<https://www.shutterstock.com/tr/image-vector/cute-cartoon-boy-girl-sport-clothes-1047211165>