

Grade 3

Unit 7

In My City



Functions:

- Apologizing
- Talking about locations of things and people



Editörler


Prof. Dr. Paşa Tevfik CEPHE
Prof. Dr. Kemal Sinan ÖZMEN
Prof. Dr. Cem BALÇIKANLI

Yazarlar

Fatma DEMİRCAN
Gonca AKISKALI
Aysel BERKET
Ferdî GÜNAY

Görsel Tasarım Uzmanları

Tolga TANYEL
Nafize AĞIR
Bahadır UYSAL

Function 1 Speaking 	
Grade	3 (A1)
Function	Talking about locations of things and people
Skills	Speaking (warm-up) Listening for specific information Speaking (fluency)
Duration	30 minutes
Materials Required	Tapescript 7.1 Worksheet in Appendix A Worksheet in Appendix B Worksheet in Appendix C
Aims	To recognize the types of the buildings and parts of a city To follow short and simple oral instructions about the types of the buildings and parts of a city To talk about locations of buildings and people
Procedures	<ol style="list-style-type: none"> 1. The teacher asks lead in questions to the students. 2. The teacher asks the students to match the places with the words in Appendix A. 3. The teacher asks the students to listen to the Tapescript 7.1 and tick the places they don't hear. 4. The teacher asks the students to listen to 7.1 again and circle True or False. 5. The teacher wants the students to ask and answer questions about the places and people in Appendix B. 6. The teacher asks the students to look at the map, ask and answer questions about the places in Appendix C.

Appendix A

Lead in

a. Answer the questions.

Is there a school in your neighbourhood?

Which of the buildings can you see in your town/city?

b. Match the buildings with the words.

a. city

b. village

c. library

d. mosque

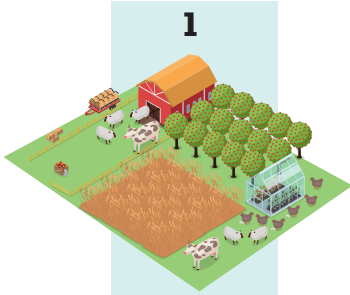
e. zoo

f. shopping centre

g. hospital

h. bank


1




2



3



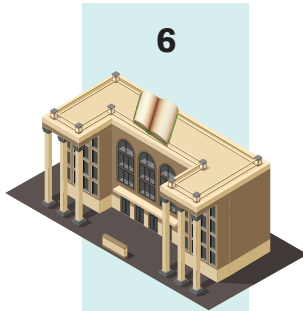
4



5



6



7





8



Listening

a. Listen and tick the buildings you don't hear.

Tapescript 7.1



b. Listen again and circle T or F.

1. Zeynep is in the city.

☒ T/F

2. Ali is at the hospital.

☒ T/F

3. Mehmet is in the park.

☒ T/F

4. Ceylin is at the bank.

☒ T/F

5. Demir is at the museum.

☒ T/F

Appendix B

Speaking

Ask and answer questions.
Use the prompts.

Where is Çınar?


He is at the school.




Çınar



1



Defne



2



Justin



3



Mary



4




Efe



5




Kemal



6



Derin




Appendix C

Speaking



Ask and answer questions.
Use the prompts.



Where is the park?

Where is the mosque?



Over there. 😊

I don't know. 😞



library



shop



school



park



village



zoo




bank



museum



Function 2		Listening	
Grade	3 (A1)		
Function	Apologizing		
Skills	Speaking (warm-up) Listening for specific information Speaking (fluency)		
Duration	30 minutes		
Materials Required	Tapescript 7.2 Worksheet in Appendix A Worksheet in Appendix B Worksheet in Appendix C		
Aims	To express apologies		
Procedures	<ol style="list-style-type: none"> 1. The teacher asks lead in questions. 2. The teacher asks the students to listen to the Tapescript 7.2 and put the pictures in order. 3. The teacher asks the students to listen and choose the correct answer. 4. The teacher asks the students to ask and answer questions about the places in their town/city in Speaking a. In Speaking b, the students are expected to cut out the dice and paste it. Then they are going to ask and answer questions about the places on the dice. 5. The teacher asks the students to focus on the Spotlight. 6. The teacher asks the students to draw the map of their neighbourhood. Then the students are expected to ask and answer about the buildings. 		

Appendix A

Lead in

A friend of you asks you where the hospital is but you don't know the address.
What do you say?

Where is the shopping centre?




I'm sorry.



Listening

Tapescript 7.2



a. Listen and put the pictures in order.




zoo



school



market



mosque



bank

b. Listen again and choose the correct answer.

1. A: Where is the school?

B: I'm sorry./Over there.

2. A: Where is the bank?

B: So sorry./Sorry about that.

3. A: Where is the mosque?

B: Over there./I'm so sorry.

4. A: Where is the zoo?

B: Over there./Sorry about that.

5. A: Where is the market?

B: I'm sorry I don't know./Over there.

Appendix B

Speaking



- a. Ask and answer questions about the places in your town/city.
Use the expressions in the box.

USE


Sorry.
So sorry.
Sorry about that.
I'm sorry.
I'm so sorry.

Where is the library?

I'm sorry.
I don't know.




- b. Work in pairs.
Roll the dice. Ask and answer questions.



Where is the hospital?


Sorry about that.



Spotlight

How can you see the roofs of the buildings?

Bird's eye view



Project

**Draw the map of your neighbourhood.
Ask and answer questions about the buildings.**

Where is ...?



It is



Listening Texts

Function 1 Appendix A Listening a

Tapescript 7.1

a. Listen and tick the buildings you don't hear.

Simon: Where are you Zeynep?

Zeynep: I'm at the zoo.

Simon: Oooo zoo! There are a lot of animals there. Where is Ali?

Zeynep: He is at the market.

Simon: Where is Mehmet?

Zeynep: He is in the park.

Simon: Where is Ceylin?

Zeynep: She is at the bank.

Simon: Where is Demir?

Zeynep: He is at the museum.

Tapescript 7.1

b. Listen again and circle T or F.

Function 2

Appendix A

Tapescript 7.2

a. Listen and put the pictures in order.

A: Where is the school?

B: Over there.

A: Where is the bank?

B: Sorry about that.

A: Where is the mosque?

B: Over there.

A: Where is the zoo?

B: Over there.

A: Where is the market?

B: I'm sorry I don't know.

b. Listen again and choose the correct answer.

The Key

Function 1 Appendix A Lead in b

1. b
2. g
3. d
4. h
5. f
6. c
7. a
8. e

Listening a

Hospital **X**
School **X**

Listening b

1. F
2. F
3. T
4. T
5. T

Appendix B Speaking

1. Where is Defne?
She is at the museum.
2. Where is Justin?
He is at the shopping centre.
3. Where is Mary?
She is at the restaurant.
4. Where is Efe?
He is at the zoo.
5. Where is Kemal?
He is in the village.
6. Where is Derin?
She is at the library.

Appendix C Speaking

- Where is the library?
I don't know.
- Where is the market?
Over there.
- Where is the school?
Over there.
- Where is the park?
Over there.
- Where is the village?
I don't know.
- Where is the zoo?
Over there.
- Where is the bank?
Over there.
- Where is the museum?
I don't know.

Function 2 Appendix A Listening a

4-1-5-3-2

Listening b

1. Over there.
2. Sorry about that.
3. Over there.
4. Over there.
5. I'm sorry, I don't know.

Listening b

1. F
2. F
3. T
4. T
5. T

References

(2018) İngilizce Dersi Öğretim Programı (İlkokul ve Ortaokul 2,3,4,5,6,7 ve 8. sınıflar). **Ankara: MEB**

Visual Reference

Name

Date

Pages

Web pages

shutterstock_250713145 28.07.2020
shutterstock_1169226595 28.07.2020

5-9
11

<https://www.shutterstock.com/tr/image-illustration/illustration-school-children-250713145>
<https://www.shutterstock.com/tr/image-vector/cute-cartoon-boy-girl-beautiful-clothes-1169226595>