

THEME 1 STUDYING ABROAD-YURTDIŞINDA OKUMAK

GREETING(SELAMLAŞMA)

MEETING PEOPLE(İNSANLARLA TANIŞMA)

Hello = Hi (=very informal) -Merhaba

Hello. I'm Ümit / Hi. I'm Aslı. /

My name is Belma.(Adım Belma)/

Hi. My name is Betül.(Selam,benim adım Aslı.)

Good Morning (Günaydın) Good Afternoon(Tünaydın)

Good Evening(İyi akşamlar) Good Night(İyi geceler)

BANU: Hi. I'm Banu. What is your name?(Selam,ben Banu.Senin adın ne?)

BRIAN: Hello. My name's Brian.(Merhaba,adım Brian)

BANU: Nice to meet you (Tanıştığımıza memnun oldum.)

BRIAN: Nice to meet you too.(Ben de memnun oldum)

Nice to meet you = Glad to meet you = Pleased to meet you.= How do you do =TANIŞTIĞIMA MEMNUN OLDUM

LEAVING PEOPLE (VEDALAŞMA)

FORMAL : Goodbye(Güle güle)

INFORMAL: Bye /see you(Görüşürüz)/see you later(Sonra görüşürüz)/see you tomorrow(yarın görüşürüz)

Cheers(Hoşçakal) / Take care(kendine iyi bak)

ASKING ABOUT HEALTH (SAĞLIĞINI SORMA)

How are you?(Nasılsın?)

Fine, thank you. = Fine, thanks.(İyiyim teşekkürler.)

Informal (Resmi olmayan)

How are things? How's things? -How's it going? -How are you doing/going(USA) =Nasıl gidiyor?

Great-Harika

Not too bad-Fena sayılmaz.

OK/All right-iyidir

so-so -İdare eder

THANK YOU

Formal: Thank you very much / Thank you very much indeed /

Informal: Thanks / Thanks a lot

Replies to thanks(Teşekkür edildiğinde verilecek cevaplar)

A: Thanks

A: Thank you very much for tea. A: Thank you.

A: Thanks a lot.

B: That's Ok(all right)-Tamam

B: Not at all (formal)-Rica ederim B: You are welcome.-Rica ederim

B: Don't mention it.-Rica ed.

CLASSROOM ENGLISH(Sınıf İngilizcesi)

Instructions:

Listen -Dinle/ Repeat after me-tekrarla / Come here-buraya gel / Open your books/notebooks -kitaplarınızı/defterlerinizi açın/

Close your books-kitaplarınızı kapatın / Write this into your notebooks-Bunları defterlerinize yazın.

Learn this by heart -ezberleyin/ Do your homework -ödevinizi yapın/ Look here-Buraya bakın / Fill in the blanks-Boşlukları doldurun

Read the text silently-parçayı sessizce okuyun / Work in pairs-ikili çalışın / Ask a question-soru sorun/Answer the question -Soruyu

cevaplayın/ Look at the board-Tahtaya bakın / Don't read -Okumayın/ Read a lot -Çok okuyun/ Practice a lot-alıştırma yapın / Revise your

notes-yazdıklarınızı tekrar edin

Discipline:

Be quiet, please -Lütfen sessiz olun/ Speak English-İngilizce konuşun. / Stand up-ayağa kalkın / Sit down-oturun / Put your fingers up-

parmak kaldırın / Put your fingers down-parmaklarınızı indirin / No talking-konuşmak yok / Sit back-arkaya yaslanın

Open/Close the window-pencereyi açın-kapatın / Don't run in the class-sınıfta koşmayın / Don't miss classes-dersi kaçırmayın /

Don't be late for school-okula geç kalmayın

Feedback and encouragement:

Good.-İyi / Very good -Çok İyi/ Excellent-Mükemmel / Well done -Aferin/ Thank you -Tşk./Try again-Tekrar dene

THE PRESENT TENSE OF THE VERB "TO BE"

Am Is Are Konu Anlatımı :Genel anlamda "to be" yardımcı fiili; herhangi bir durum, statü, konum veya zamanı ifade etmek için kullanılır. Yardımcı Fiil Kullanımı: Olumlu cümlelerde yardımcı fiil (am/is/are) öznenen hemen sonra gelir. Olumsuz cümlelerde yardımcı fiilden hemen sonra "not" eki gelir. Soru cümlelerinde ise önce soru kelimesi (varsa), ardından yardımcı fiil ve hemen sonrasında özne gelir.

Singular subject pronouns-(Tekil Şahıs Zamirleri) : I - YOU - HE - SHE - IT

Plural Subject Pronouns -(Çoğul Şahıs Zamirleri) : WE - YOU - THEY

Singular Nouns -Tekil İsimler : Ali , Ayşe , Mr. Green , Miss. Kaplan , a tree , a computer

Plural nouns -Çoğul İsimler : Ali and Ahmet , trees , cars , computers

To Be in Present Simple

	Olumlu	Olumsuz	Soru	Kısa Cevap
I	I am	I am not	Am I	Yes, I am No, I'm not
He/She/It	He is	He is not	Is he	Yes, he is No, he isn't
You/We/They	We are	We are not	Are we	Yes, we are No, we aren't

1. AFFIRMATIVE -OLUMLU

a) "I" am ile kullanılır.

I am a worker .-Ben bir işçiyim I am not an engineer .-Ben mühendis değilim.

b) He, she ,it ve tekil özneler "is" alır.

He is a teacher –O bir öğretmen. She is a model –O bir manken Hülya Avşar is a singer-Hülya A. bir şarkıcı

c) We ,you,they ve çoğul özneler "are" alır.

Ali and Veli are friends .-Ali ve Veli arkadaşlar. -We are computer engineers-Biz bilgisayar mühendisiyiz.

2. NEGATIVE –OLUMSUZ

I'm not....

He-She-It isn't.....

We-You-They aren't.....

I am not a doctor = I'm not a doctor -Doktor değilim
 You are not in the garden = You aren't in the garden-Bahçede değilsin
 He is not happy = He isn't happy-O, mutlu değil
 She is not a musician = She isn't a musician-O,müzişyen değil
 It is not a pencil . = It isn't a pencil-O bir kalem değil
 We are not sad = We aren't sad-Üzgün değiliz
 They are not at home. = They aren't at home.-Onlar evde değiller

3. INTERROGATIVE-SORU :

Am I your friend?

Yes , you are / Yes , you are my friend.

Ben senin arkadaşın mıyım?

No , you aren't / No , you aren't early

Are you from İzmir ?

Yes , I am / Yes , I am from İzmir.

İzmirli misin?

No, I am not / No , I am not from İzmir .

Is she at home ?

Yes , she is / Yes , she is at home

O evde mi?

No, she isn't / No , she isn't at home .

Is he a doctor ?

Yes , he is / Yes , he is a doctor .

O bir doctor mu?

No , he isn't / No , he isn't a doctor .

Is this a pen ?

Yes , it is . / Yes , it is a pen .

Bu bir kalem mi?

No , it isn't / No , it isn't a pen .

Are we late ?

Yes , we/you are / Yes , we/you are late .

Geç kaldık mı?

No , we/you aren't / No , we/you aren't late .

Are they in the class ?

Yes , they are / Yes , they are in the class .

Onlar sınıftalar mı?

No , they aren't / No , they aren't in the class .

4. INFORMATION QUESTIONS –BİLGİ SORULARI

WHO , WHOSE , WHERE , WHICH , WHAT , WHEN , WHY , HOW etc

Questions with **WHAT**

What is your name ? -Adın ne?

QUESTIONS WITH **WHO**

Who are they ? - Onlar kim?

QUESTIONS WITH **HOW**

How is the weather ?- Hava nasıl?

QUESTIONS WITH WHERE

Where are the children ? -Çocuklar nerede?

QUESTIONS WITH WHICH

Which book is yours ?-Hangi kitap senin?

EXERCISES

A. Fill in am, is, are, am not, isn't or aren't.

1. A : Where _____ Carlos from?

B : He _____ from Italy.

2. A : _____ you from Brazil?

B : No, I _____. I _____ from Spain.

3. A : _____ they Greek?

B : Yes, they _____.

4. A : _____ she your sister?

B : No, she _____

5. A : Your friends _____ students at a school of tourism, aren't they?

B : No, they _____

B. Put the words in the correct order.

1. you / a / student / university / _____

2. sister / My / old / years / is / nineteen _____

3. is / English / subject / my / favourite _____

4. isn't / Matthew / Ireland / from _____

5. room / Her / very / is / big _____

6. you / in / class 9B / Are / your / and / friend _____

SUBJECT PRONOUNS-Şahıs zamirleri

I	Ben
You	Sen
We	Biz
They	Onlar
He	O (erkekler için)
She	O (kızlar için)
It	O (hayvanlar ve cansızlar için)

*Ahmet-He

*Serap-She

*My cat-It

*The students-They

*Ece and Fatih-They

*The dogs-They

*The table-It

*You and I-We

EXERCISES

A. Look at the words in brackets and complete the sentence with the correct subject pronoun.

1. _____ is watching TV. (George)

2. _____ is white. (the board)

3. _____ are on the wall. (the posters)

4. _____ are running. (the cats)

5. _____ are cleaning our rooms. (my sister and I)

6. _____ are riding his bike. (Tom and Susan)

7. _____ have got a dog. My dog's name is Berry.

8. _____ is from Bristol. (Victoria)

9. _____ are in the garden. (the flowers)

10. Are _____ coming, Joe?

POSSESSIVE ADJECTIVES-İYELİK SIFATLARI(SAHIPLİK)

Subject	Possessive Adjective	Türkçesi
I	My	Benim
You	Your	Senin/sizin
He	His	Onun
She	Her	Onun
It	Its	Onun
We	Our	Bizim
They	Their	Onların

WHOSE

Genel olarak "whose ..?" sorusuna cevap verirken iyelik sıfatları kullanılır.

Whose car is this?-Bu kimin arabası

It is my car.-O benim arabam.

Whose books are those?-Bu kitaplar kimin?

Our books.-Bizim kitaplarımız

Whose birthday is in May?-Kimin doğum günü Mayıs'ta?

My birthday. -Benim doğum günüm.

EXERCISES

A. Fill in the blanks with his, her, its, my, our, your, their.

1. Bill is my cousin. _____ bike is green.
2. Mike and Peter are Irish. _____ parents are teachers.
3. I am interested in movies. _____ favourite director is Steven Spielberg.
4. Linda is the new student. _____ hair is red.
5. We are from Sweden. _____ classmates are French and Turkish.
6. You are tall but _____ brother is short.
7. My dog is so cute. _____ name is *Dark*.

B. Choose the correct answer.

1. My twin brothers eighteen years old.
a) am b) is c) are
2. This is my friend Linda. favourite sport is tennis.
a) Her b) She c) His
3. Look at Jill and Sue's cat. colour is white and grey.
a) It b) Its c) Their
4. Who is that with your brother? best friend.
a) He b) His c) Her
5. My favourite subjects..... History and Literature.
a) are b) is c) am

HAVE GOT / HAS GOT

have/has got Türkçe'de sahip olmak anlamındadır. Sahip olduğunuz bir şeyi ifade etmek için kullanılır. Aşağıda şahıslara göre nasıl kullanıldığını gösteren tablo verilmiştir.

OLUMLU YAPI / AFFIRMATIVE

I	have got	a car.	Benim bir arabam var.
You	have got	a cat.	Senin bir kedin var.
He	has got	a computer.	Onun bir bilgisayarı var.
She	has got	a bag.	Onun bir çantası var.
It	has got	a tail.	Onun bir kuyruğu var.
We	have got	money.	Bizim paramız var.
You	have got	friends.	Sizin arkadaşlarınız var.
They	have got	a villa.	Onların bir villası var.

OLUMSUZ YAPI / NEGATIVE

Olumsuz yapıda ise " **have-haven't** , **has-hasn't** " şeklinde kullanılmaktadır. Tek yapmanız gereken " **n't** " getirmek. Uzun yazılış ile " **have – has** " den sonra " **not** " getirmek. Bu kadar basit.

I	haven't got	a car.	Benim bir arabam yok.
You	haven't got	a cat.	Senin bir kedin yok.
He	hasn't got	a computer.	Onun bir bilgisayarı yok.
She	hasn't got	a bag.	Onun bir çantası yok.
It	hasn't got	a tail.	Onun bir kuyruğu yok.
We	haven't got	any money.	Bizim hiç paramız yok.
You	haven't got	any friends.	Sizin hiç arkadaşınız yok.
They	haven't got	a villa.	Onların bir villası yok.

SORU YAPISI / INTERROGATIVE

Bu yapıda ise " **have , has** " cümle başına gelir. Gerisi aynen yazılır. İşte oldu , bu kadar.

Have	I	got	a car?	Benim bir arabam var mı?	Yes, I have.	No, I haven't.	"I (Ben)" ile soru "I (Ben)" ile cevap teoride mümkündür. Pratikte yok gibidir.
Have	you	got	a cat?	Senin bir kedin var mı?	Yes, I have.	No, I haven't.	"You (Sen)" ile soru "I (Ben)" ile cevap verilir.
Has	he	got	a computer?	Onun bir bilgisayarı var mı?	Yes, he has.	No, he hasn't.	
Has	she	got	a bag?	Onun bir çantası var mı?	Yes, she has.	No, she hasn't.	
Has	it	got	a tail?	Onun bir kuyruğu var mı?	Yes, it has.	No, it hasn't.	
Have	we	got	any money?	Bizim hiç paramız var mı?	Yes, we have.	No, we haven't.	"We (Biz)" ile soru "We (Biz)" ile cevap teoride mümkündür. Pratikte yok gibidir.
Have	you	got	any friends?	Sizin hiç arkadaşınız var mı?	Yes, we have.	No, we haven't.	"You (Siz)" ile soru "We (Biz)" ile cevap verilir.
Have	they	got	a villa?	Onların bir villası var mı?	Yes, they have.	No, they haven't.	

EXERCISES

A. Choose the correct option.

1. Have / Has Simon got a wardrobe in his room?
2. My grandparents have / has got a big house with a swimming pool.
3. Have / Has your twin sister got a laptop?
4. Sheila haven't / hasn't got a TV in her bedroom.
5. What have / has your sister got in her hand?

B. Put the words in the correct order.

1. got / has / Jane / camera / new / a _____
2. Have / a / you / sister / got _____
3. Sue / got / eyes / hair / blonde / has / and / green _____
4. you / got / new / a / phone / Have _____
5. big / living room / My / have / a / got / grandparents _____

IMPERATIVES

İngilizce'de emir yapısı Simple Present Tense ile kurulur ve sadece karşdakine verilir. Bu da "sen ve siz" olmak üzere iki kişidir.

- Speak slowly. (Yavaş konuş)
- Don't speak loudly. (Yüksek sesle konuşma.)
- Come here. (Buraya gel.)
- Don't look at me. (Bana bakma.)

EXERCISES : Fill in the blanks using “-” or “don’t” where necessary.

1. _____ look at the camera and _____ move.
2. You are very thirsty. _____ drink some water.
3. Your room is very untidy. _____ tidy your room.
4. There is a good program on this channel. _____ change the channel.
5. I haven't got any bread. _____ pass the bread please.
6. It is very cold. _____ take your jacket off.
7. The weather is very hot. _____ put your anorak on.
8. I am not very thirsty. _____ pass the water.
9. Your t-shirt is very dirty. _____ take your t-shirt off.
10. Your little brother is asleep. _____ make a noise.

ASKING FOR DIRECTIONS (YOL TARİFİ SORMA)

1. Nasıl Gideceğinizi Sorma Kalıpları

Excuse me, how can I go to? (Özur dilerim,'e nasıl gidebilirim?)

Excuse me, where s the? (Özur dilerim, nerede?)

Excuse me, where s the nearest bank? (Özur dilerim, en yakın banka nerede?)

Excuse me, can you tell me the way to the hospital? (Özur dilerim, bana hastaneye nasıl gideceğimi söyler misiniz?)

2. Tarif Yapma Kalıpları

A. Düz Gitmek

Go along. (Düz gidin / Boyunca gidin.)

Go straight. (Düz gidin.)

Go straight ahead.(Düz gidin.)

Go / Walk down the street. (Sokaktan aşağıya doğru gidin / yürüyün.)

Go / Walk up the street. (Sokaktan yukarıya doğru gidin / yürüyün.)

B. Dönmek

Turn right: Sağa dönün

Turn left: Sola dönün

Take the first street on the left / right. (Soldaki / sağdaki ilk sokaktan dönün.)

Take the second street on the left / right. (Soldaki / sağdaki ikinci sokaktan dönün.)

Take the third street on the left / right. (Soldaki / sağdak üçüncü sokaktan dönün.)

Turn right / left at the traffic lights. (Trafik ışıklarında sağa / sola dönün.)

Turn left at the roundabout. (Döner kavşaktan sağa / sola dönün.)

C. Geçmek

Cross the road. (Caddeyi geçin.)

Pass the library. (Kütüphaneyi geçin.)

D. Uzaktan Bahsetmek

Is it far from here? (Buradan uzak mı?)

10 minutes by car/on foot. (Arabayla / yaya 10 dakika)

5 minutes walk. (5 dakikalık yürüme mesafesinde.)

Just a few minutes on foot. (Yürüyerek sadece birkaç dakika.)

It s very far away. I think you had better take a bus / take subway. (Çok uzak.Bence en iyisi otobüse / metroya binin.)

E. Lokasyon Bildirmek

Over there, near the police station. (Orada karakolun yanında.)

The school s on the right. (Okul sağda.)

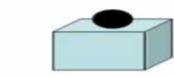
The cafe is on the left. (Kafe solda.)

Between the post office and the cafe. (Karakolla kafenin arasında.)

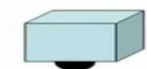
In front of the shopping centre. (Alışveriş merkezinin önünde.)

Next to the car park. (Otoparkın yanında.)

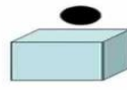
~Prepositions (Edatlar)~



on
üstünde



under/below
altında



over/above
üzerinde



in
içinde



behind
arkasında



in front of
önünde



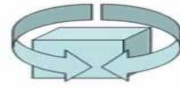
between
arasında



out of
dışında



beside/next to
bitişiginde



around
etrafında

- The ball is in the box.
→ The ball is between the boxes.
→ The ball is next to the box.

Look at the map ask questions and answer them

cinema		Post Office	News-agents	Video Club		
Serpent street		Oak Street				
Green-Grocer's		Supermarket	St. Bernard Str.	Chemist's BANK		
Park street		Berkley Boulevard				
Park	Lake Avenue	High school	library	mosque	Florist's	Butcher's

you are here

Family Members – Aile Bireyleri (Üyeleri)

Mother / Mum : Anne

Father / Dad: Baba

Child: Çocuk

Children: Çocuklar

Brother: Erkek kardeş

Sister: Kız kardeş

Grandmother / Grandma: Anneanne / Babaanne

Grandfather / Grandpa: Dede

Grandparents: Büyük anne-büyük baba

Daughter: Kız evlat

Son: Erkek evlat

Grandchild: Torun

Granddaughter: Kız torun

Grandson : Erkek torun

Cousin: Kuzen

Uncle: Amca, Dayı

Aunt: Hala , Teyze

Nephew: Yeğen (erkek)

Niece: Yeğen (kız)

Sister – in – law: Baldız

Brother-in-law: Kayınbirader

Father-in-law: Kayınpeder

Mother-in-law: Kaynana

Wife: Karı

Husband: Koca

Stepmother: Üvey anne

Stepfather: Üvey baba

Bride: Gelin

Bridegroom/ groom: Damat

Parents: Ebeveyn



COUNTRIES-ÜLKELER

England - İngiltere

The United States of America (the USA) - Amerika Birleşik Devletleri (ABD)

Mexico - Meksika

Canada - Kanada

Brazil - Brezilya

Spain - İspanya

Russia - Rusya

Germany - Almanya

Australia - Avustralya

Italy - İtalya

Turkey - Türkiye

France - Fransa

Portugal - Portekiz

India - Hindistan

China - Çin

Greece - Yunanistan

Netherlands - Hollanda

Argentina - Arjantin

Japan - Japonya

Austria - Avusturya

NATIONALITIES-ULUSLAR

English - İngiliz

American - Amerikalı

Mexican - Meksikalı

Canadian - Kanadalı

Brazilian - Brezilyalı

Spanish - İspanyol

Russian - Rus

German - Alman

Australian - Avustralyalı

Italian - İtalyan

Turkish - Türk

French - Fransız

Portuguese - Portekizli

Indian - Hintli

Chinese - Çinli

Greek - Yunan

Dutch - Hollandalı

Argentinian - Arjantinli

Japanese - Japon

Austrian - Avusturyalı

JOBS-MESLEKLER-

What's your job?-Mesleğin ne? -I'm a teacher.

TÜRKÇESİ

Muhasebeci

Oyuncu

Kadın oyuncu

Ressam

Fırıncı

İnşaatçı

İş adamı

Marangoz

Kasiyer

Aşçı

Dansçı

Diş doktoru

Doktor

Çiftçi

Futbolcu

Bahçıvan

Kuaför

Sihirbaz

Hemşire

Boyacı

Pilot

Polis memuru

Muhabir

Bilim insanı

Sekreter

Şarkıcı

İNGİLİZCESİ OKUNUŞLARI

Accountant (ekauntınt)

Actor (ektır)

Actress (ektris)

Artist (artist)

Baker (beykır)

Builder (biyıldır)

Businessman (bizınısmen)

Carpenter (karpıntır)

Cashier (keşiyır)

Cook (kuuk)

Dancer (densır)

Dentist (dentist)

Doctor (daktır)

Farmer (farmır)

Footballer (fuutbolır)

Gardener (gardınır)

Hairdresser (heyırdiresır)

Magician (mecişın)

Nurse (nörs)

Painter (peyıntır)

Pilot (paylıt)

Police officer (polis ofısır)

Reporter (riportır)

Scientist (sayntist)

Secretary (sekritiri)

Singer (singır)

Terzi
Öğretmen
Veteriner
Garson

Tailor (teylır)
Teacher (tıçır)
Vet (vet)
Waiter (veytır)

NUMBERS-SAYILAR

Numbers in English

0 zero	10 ten	20 twenty	30 thirty
1 one	11 eleven	21 twenty-one	31 thirty-one
2 two	12 twelve	22 twenty-two	32 thirty-two
3 three	13 thirteen	23 twenty-three	33 thirty-three
4 four	14 fourteen	24 twenty-four	34 thirty-four
5 five	15 fifteen	25 twenty-five	35 thirty-five
6 six	16 sixteen	26 twenty-six	36 thirty-six
7 seven	17 seventeen	27 twenty-seven	37 thirty-seven
8 eight	18 eighteen	28 twenty-eight	38 thirty-eight
9 nine	19 nineteen	29 twenty-nine	39 thirty-nine
40 forty	50 fifty	60 sixty	70 seventy
41 forty-one	51 fifty-one	61 sixty-one	71 seventy-one
42 forty-two	52 fifty-two	62 sixty-two	72 seventy-two
43 forty-three	53 fifty-three	63 sixty-three	73 seventy-three
44 forty-four	54 fifty-four	64 sixty-four	74 seventy-four
45 forty-five	55 fifty-five	65 sixty-five	75 seventy-five
46 forty-six	56 fifty-six	66 sixty-six	76 seventy-six
47 forty-seven	57 fifty-seven	67 sixty-seven	77 seventy-seven
48 forty-eight	58 fifty-eight	68 sixty-eight	78 seventy-eight
49 forty-nine	59 fifty-nine	69 sixty-nine	79 seventy-nine
80 eighty	90 ninety	LARGE NUMBERS © Woodward English	
81 eighty-one	91 ninety-one	100 one hundred	1,000 one thousand
82 eighty-two	92 ninety-two	101 one hundred and one	2,000 two thousand
83 eighty-three	93 ninety-three	200 two hundred	10,000 ten thousand
84 eighty-four	94 ninety-four	300 three hundred	100,000 one hundred thousand
85 eighty-five	95 ninety-five	400 four hundred	1,000,000 one million
86 eighty-six	96 ninety-six	500 five hundred	10,000,000 ten million
87 eighty-seven	97 ninety-seven	600 six hundred	123,456,789
88 eighty-eight	98 ninety-eight	700 seven hundred	one hundred and twenty-three million,
89 eighty-nine	99 ninety-nine	800 eight hundred	four hundred and fifty-six thousand,
		900 nine hundred	seven hundred and eight-nine.

İNGİLİZCE DERSİ 9. SINIF 1. ÜNİTE WORKSHEET

A. Write in the correct Verb to be (am-is-are) (10x1=10p.)

1. Cindy _____ my best friend.
2. Peter and Kate _____ classmates.
3. _____ Johnny your brother?
4. _____ you a good student?
5. They _____ in the classroom.
6. _____ this an apple?
7. Felicia and I _____ sisters.
8. I _____ her teacher.
9. Those _____ my schoolbags
10. Their father _____ a doctor.

B. Re-arrange the sentences (10x2=20p.)

1. I / not / an architect / am _____
2. She / my mother / is _____
3. The girl / not / in the room. / is _____
4. Your / a housewife / mother / is _____ ?
5. We / not / got / have / a computer / at home. _____
6. My dad / smart / has / clothes / got _____
7. The boys / a ball / got / have _____
8. Has / sister / your / a car / got _____ ?
9. Straight / turn / and / go / ahead / right _____
10. Can / get to / I / the cinema / how _____ ?

C. Fill in the blanks with the correct possessive adjectives (my, your, his, her, its, our, their). (12x1=12p.)

1. Hello. I'm Tina. This is _____ mother. _____ name is Betty.
2. They are sisters. _____ names are Hale and Jale.
3. Are you John? Is this _____ book?
4. Steve is here. These are _____ books.
5. Orhan and I are brothers and this is _____ house.
6. _____ names are Frank and George. We are doctors.
7. You are a teacher and _____ class is 11A.
8. This is our car. _____ color is blue.
9. My favorite pop stars are Noel and Liam. I think _____ music is great.
10. A: Who's _____ favorite pop star?
B: _____ favorite pop star is Mustafa Sandal.

D. Write the numbers in words. (5x1=5p.)

- 12:
30:
60:
99:
55:

E. Write the words in numbers. (5x1=5p.)

- Twenty-two:
Seven :
Seventy :
Forty-nine :
Nineteen :

F. Write the countries or the nationalities (5x1=5p.)

- | <u>COUNTRY</u> | <u>NATIONALITY</u> |
|----------------|--------------------|
| 1. The USA | _____ |
| 2. Spain | _____ |
| 3. _____ | English |
| 4. _____ | Chinese |
| 5. Greece | _____ |

G. Match the jobs with the explanations. (8x1=8p.)

- | | |
|-------------------------|---|
| ___ 1) A baker | a) designs buildings. |
| ___ 2) A florist | b) catch the criminals. |
| ___ 3) A mechanic | c) helps people while they're shopping. |
| ___ 4) An architect | d) makes bread. |
| ___ 5) A shop assistant | e) sells flowers |
| ___ 6) A writer | f) is the assistant to the boss. |
| ___ 7) A secretary | g) writes books. |
| ___ 8) A policeman | h) repairs cars. |

H. Use have got or has got (5x1=5p.)

1. I _____ 5 English classes a week.
2. My brother _____ a new book.
3. My father _____ a lot of tools.
4. George and Mary _____ a new flat.
5. Our school _____ a big garden.

I. Fill in the blanks with the correct family members (5x2=10p.)

1. My mother's husband is my _____
2. My sister's mother is my _____
3. My father's sister is my _____
4. My brother's sister is my _____
5. My uncle's son is my _____

J. Look at the map and answer the questions (5x2=10p.)



Here.

1. Where is the book shop?
2. Go straight ahead. Take the second turning on the right. Go past the pub. It is on the right.....
3. Where is the flower shop?
4. Go straight ahead. Take the second turning on the right Go past the bookshop. It is on the left
5. Where is the baker's?

K. Write five sentences about yourself (5x2=10p.)