

ELEMENTARY SCHOOL

# LEARN WITH BOUNCY



#### YAZARLAR

Özben AKSEKİ  
Güniz ÇALIŞKAN KILIÇ  
Evrin ÇELİK  
Emre DİKİLİKAYA  
Zehra KARA  
Oya PANGAL  
Muharrem SARİ  
Neslihan YÜCEL

STUDENT'S BOOK + ACTIVITIES



DEVLET KİTAPLARI  
BİRİNCİ BASKI

....., 2018

MİLLÎ EĞİTİM BAKANLIĞI YAYINLARI .....: 6779  
YARDIMCI VE KAYNAK KİTAPLAR DİZİSİ.....: 1028

Her hakkı saklıdır ve Millî Eğitim Bakanlığına aittir. Kitabın metin, soru ve şekilleri kısmen de olsa hiçbir surette alınıp yayımlanamaz.

**EDİTÖR**

Zehra KARA

**GÖRSEL TASARIM**

Demet GÖKDEMİR ÜLGÜNALP

Şule OĞUZHAN

**PROGRAM GELİŞTİRME UZMANI**

Ayşen GÜLEN

ISBN 978-975-11-4661-8

Millî Eğitim Bakanlığı, Talim ve Terbiye Kurulu Başkanlığınının 25.06.2018 gün ve 12254648 sayılı yazısı ile eğitim aracı olarak kabul edilmiş, Destek Hizmetleri Genel Müdürlüğününün 03.07.2018 gün ve 12720204 sayılı yazısı ile birinci defa 1.292.295 adet basılmıştır.



## İSTİKLÂL MARŞI

Korkma, sönmez bu şafaklarda yüzen al sancak;  
Sönmeden yurdumun üstünde tüten en son ocak.  
O benim milletimin yıldızıdır, parlayacak;  
O benimdir, o benim milletimindir ancak.

Çatma, kurban olayım, çehreni ey nazlı hilâl!  
Kahraman ırkıma bir gül! Ne bu şiddet, bu celâl?  
Sana olmaz dökülen kanlarımız sonra helâl.  
Hakkıdır Hakk'a tapan milletimin istiklâl.

Ben ezelden beridir hür yaşadım, hür yaşarım.  
Hangi çılgın bana zincir vuracakmış? Şaşarım!  
Kükremiş sel gibiyim, bendimi çiğner, aşarım.  
Yırtarım dağları, enginlere sığmam, taşarım.

Garbın âfâkını sarmışsa çelik zırhlı duvar,  
Benim iman dolu göğsüm gibi serhaddim var.  
Ulusun, korkma! Nasıl böyle bir imanı boğar,  
Medeniyet dediğin tek dişi kalmış canavar?

Arkadaş, yurduma alçakları uğratma sakın;  
Siper et gövdeni, dursun bu hayâsızca akın.  
Doğacaktır sana va'dettiği günler Hakk'ın;  
Kim bilir, belki yarın, belki yarından da yakın.

Bastığın yerleri toprak diyerek geçme, tanı:  
Düşün altındaki binlerce kefensiz yatanı.  
Sen şehit oğlusun, incitme, yazıktır, atanı:  
Verme, dünyaları alsan da bu cennet vatanı.

Kim bu cennet vatanın uğruna olmaz ki feda?  
Şüheda fışkıracak toprağı sıksan, şüheda!  
Cânı, cânânı, bütün varımı alsın da Huda,  
Etmesin tek vatanımdan beni dünyada cüda.

Ruhumun senden İlâhî, şudur ancak emeli:  
Değmesin mabedimin göğsüne nâmahrem eli.  
Bu ezanlar -ki şehadetleri dinin temeli-  
Ebedî yurdumun üstünde benim inlemeli.

O zaman vecd ile bin secde eder -varsa- taşım,  
Her cerîhamdan İlâhî, boşanıp kanlı yaşım,  
Fışkırır ruh-ı mücerret gibi yerden na'sım;  
O zaman yükselerek arşa değer belki başım.

Dalgalar sen de şafaklar gibi ey şanlı hilâl!  
Olsun artık dökülen kanlarımın hepsi helâl.  
Ebediyyen sana yok, ırkıma yok izmihlâl;  
Hakkıdır hür yaşamış bayrağımın hürriyyet;  
Hakkıdır Hakk'a tapan milletimin istiklâl!

**Mehmet Âkif Ersoy**


## GENÇLİĞE HİTABE

Ey Türk gençliği! Birinci vazifen, Türk istiklâlini, Türk Cumhuriyetini, ilelebet muhafaza ve müdafaa etmektir.

Mevcudiyetinin ve istikbalinin yegâne temeli budur. Bu temel, senin en kıymetli hazinendir. İstikbalde dahi, seni bu hazineden mahrum etmek isteyecek dâhilî ve hâricî bedhahların olacaktır. Bir gün, istiklâl ve cumhuriyeti müdafaa mecburiyetine düşersen, vazifeye atılmak için, içinde bulunacağın vaziyetin imkân ve şeraitini düşünmeyeceksin! Bu imkân ve şerait, çok namüsaît bir mahiyette tezahür edebilir. İstiklâl ve cumhuriyetine kastedecek düşmanlar, bütün dünyada emsali görülmemiş bir galibiyetin mümessili olabilirler. Cebren ve hile ile aziz vatanın bütün kaleleri zapt edilmiş, bütün tersanelerine girilmiş, bütün orduları dağıtılmış ve memleketin her köşesi bilfiil işgal edilmiş olabilir. Bütün bu şeraitten daha elîm ve daha vahim olmak üzere, memleketin dâhilinde iktidara sahip olanlar gaflet ve dalâlet ve hattâ hıyanet içinde bulunabilirler. Hattâ bu iktidar sahipleri şahsî menfaatlerini, müstevlîlerin siyasî emelleriyle tevhit edebilirler. Millet, fakr u zaruret içinde harap ve bîtap düşmüş olabilir.

Ey Türk istikbalinin evlâdı! İşte, bu ahval ve şerait içinde dahi vazifen, Türk istiklâl ve cumhuriyetini kurtarmaktır. Muhtaç olduğun kudret, damarlarındaki asil kanda mevcuttur.

Mustafa Kemal Atatürk



MUSTAFA KEMAL ATATÜRK



# CHARACTERS & CONTENTS



## CONTENTS

|                           |    |                         |     |
|---------------------------|----|-------------------------|-----|
| Language Summary.....     | 8  | 7 Jobs.....             | 81  |
| 1 Classroom Rules.....    | 9  | 8 My Clothes.....       | 93  |
| 2 Nationality.....        | 21 | 9 My Friends.....       | 105 |
| 3 Cartoon Characters..... | 33 | 10 Food and Drinks..... | 117 |
| 4 Free Time.....          | 45 | Cut Outs .....          | 129 |
| 5 My Day.....             | 57 | Stickers .....          | 135 |
| 6 Fun with Science.....   | 69 | Reference .....         | 142 |

# LANGUAGE SUMMARY

## 1 CLASSROOM RULES

| Functions                  | Useful Language  |
|----------------------------|--|
| Asking for permission      | May I come in?<br>Can I come in/ go out?<br>Yes, you can./ Sure, of course.<br>Sorry, not right now. |
| Making simple requests     | Give me the book/ pencil, please.<br>Here you are./ Sure./ Of course.                                |
| Telling someone what to do | Be quiet, please.<br>Close the door/ window.<br>Open the door/ window.                               |
| Numbers                    | 1-50   |

## 2 NATIONALITY

| Functions                               | Useful Language   |
|---|---|
| Identifying countries and nationalities | Turkey/ France/ Germany/ Britain/<br>Japan/ Russia/ The USA<br>Turkish/ French/ German/ British/<br>Japanese/ Russian/ American |
| Talking about locations of cities       | Where is Van? It's in the east.   |

## 3 CARTOON CHARACTERS

| Functions                        | Useful Language   |
|----------------------------------|---|
| Expressing ability and inability | I can swim, but I can't fly.<br>Can you play the piano?<br>Can s/he jump? |
| Talking about possessions        | This is your guitar.<br>Is this your character?                           |

## 4 FREE TIME

| Functions                     | Useful Language  |
|-------------------------------|--|
| Expressing likes and dislikes | I like playing chess/ riding a bike.<br>I dislike singing.                               |
| Making simple inquires        | Do you like dancing?<br>Do you like watching cartoons?<br>Yes, I do./ No, I don't.       |
| Asking for clarification      | Can you say that again, please?<br>Say that again, please.<br>Pardon me?/ Sorry, please. |

## 5 MY DAY

| Functions                    | Useful Language  |
|------------------------------|--|
| Talking about daily routines | I wake up in the morning.<br>I do my homework.<br>I go shopping with my mom on Saturdays.                |
| Making simple inquires       | What do you do at noon/ in the afternoon?<br>I have lunch at school.<br>I watch TV at home.              |
| Telling the time and days    | What time is it? It's 7 o'clock.<br>Sunday/ Monday/ Tuesday/<br>Wednesday/ Thursday/ Friday/<br>Saturday |

## 6 FUN WITH SCIENCE

| Functions                                 | Useful Language   |
|---|---|
| Giving and responding simple instructions | Cut it./ Plant it./ Water it.<br>Fill it with water.<br>Don't cut it now. |
| Making simple inquires                    | What's "science" in Turkish?<br>What's "scientist" in Turkish?            |
| Talking about locations                   | Where is the egg?<br>It's in the cup.                                     |

## 7 JOBS

| Functions   | Useful Language  |
|---|--|
| Describing what people do and expressing what people like | What is your job? I am a doctor.<br>I work at a hospital.<br>I'm a farmer. I like animals. |
| Making simple inquires                                    | Where does s/he work?<br>She works at school.  |

## 8 MY CLOTHES

| Functions              | Useful Language   |
|------------------------|---|
| Describing the weather | What's the weather like?<br>It's sunny today.<br>What's the weather like in Ankara in winter? |
| Making simple requests | Can I take your umbrella?<br>Here you are.<br>No, sorry. It's broken.                         |
| Seasons                | It's spring/ summer/ autumn/ winter.  |

## 9 MY FRIENDS

| Functions                 | Useful Language   |
|---------------------------|---|
| Describing people         | What does s/he look like?<br>She is tall and slim./ He is young and thin. |
| Talking about possessions | I have brown hair.<br>S/he has brown eyes.<br>My/ your hair is short.     |

## 10 FOOD AND DRINKS

| Functions                           | Useful Language  |
|-------------------------------------|--|
| Making offers                       | Do you want a sandwich?<br>Want a sandwich?<br>No, thanks. I'm full./ Yes, please. |
| Expressing basic needs and feelings | I want some milk, please.<br>Is he thirsty?<br>Yes, s/he is./ No, s/he isn't.      |



# 1

# CLASSROOM RULES

1. Listen and chant.



Track 1

2. Listen, point, and repeat.



Track 2

1. door

2. window

3. board

4. map

5. book

6. desk

7. pencil case


8. pencil sharpener

9. eraser

10. ruler

# In the Classroom

## 1 Listen and act it out. Track 3



2.

Listen, stick, and trace. (Pg. 135)

Sticker



Track 4



1. Close the door.



2. Open the window.



3. Clean the board.



4. Look at the board.



5. Be quiet, please.




6. Come here.



7. Go back to your place, please.

3.

Use your finger puppets and act. (Pg. 131)



Prepare your classroom rules poster.

# My Team



Listen and repeat.



Track 5



1 2 3 4 5 6 7 8 9 10

11 12 13 14 15

16 17 18 19 20

21 22 23 24 25

30 40 50



Listen and circle the numbers.



Track 6



**BOUNCY'S SCOREBOARD**

02 03 05 09 11 12

13 15 16 17 20 22

26 28 30 31 33 34

36 40 42 44 49 50

**SAM'S SCOREBOARD**

02 03 05 09 11 12

13 15 16 17 20 22

26 28 30 31 33 34

36 40 42 44 49 50



Write a number and say.



My Scoreboard



My T-shirt



My Friend's  
Scoreboard



My Friend's T-shirt



### Listen and act it out.



Track 7



### Match and say.



A Can I join your group?

B Leave your books here.



C Stay in the line.

D Take the ball.



# Game

Count and act out.

1 2 3 4 5 **Stand up** 6 7 8 9 10

**Open the window** 15 14 13 12 11 **Jump**

16 17 18 19 20 **Close the door** 21 22 23 24 25

31 30 29 28 27 26 **Say that again (21-22-23-24-25)**

32 **Give me the book**

33 34 35 **Look at the board** 36 37 38 39 40 **Be quiet!**

41 **Say that again (41-42-43-44-45)** 42 43 44 45

46 47 **Sit down** 48 49 50



Listen and sing.



Track 8

# LET'S SING

## NUMBERS

1 3

I can count the numbers.  
Come and say with me.

4

7

One, two, three, four, five and,  
Say hello to your friend.  
Six, seven, eight, nine, ten,  
Listen and sing again.  
Hands up! Show your fingers then,  
Clap your hands! Clap your hands!

0

I can count the numbers.  
Come and say with me.

Eleven, twelve, thirteen, fourteen,  
I like jellybean.  
Fifteen, sixteen, seventeen, eighteen,  
Let's go to the canteen.  
Nineteen, twenty, give me a candy.  
Oh, no it's not healthy.

26

9

I can count the numbers.  
Come and say with me.

Twenty-one, twenty-two, twenty-three,  
Jump and dance with me.  
Twenty-four, twenty-five, twenty-six,  
Give me the pencil, please.  
Twenty-seven, twenty-eight, twenty-nine, thirty,  
Numbers are so easy.

1

1

Ten, twenty, thirty, forty and,  
Thirty, forty, fifty,  
Numbers are so easy.  
Thanks to little Bouncy.  
Numbers are so easy.  
Thanks to little Bouncy.

8

5

Words & Music by  
Aysun Tonya Kasar

2

# LET'S EXPLORE

Turn on the lights, please!

Ok, Sam.

Turn off the lights, please!  
Save the energy.

LOOK!

ON

OFF

PROJECT

Start your picture dictionary.

## 1 Classroom Rules

### I can do it!

Check yourself and color.

1

2

3

4

5



# 1

## CLASSROOM RULES



Look and write.

pencils

board

ruler

window

door

pencil case



a) .....



b) .....



c) .....



d) .....



e) .....



f) .....



Complete and say.

Give (x3)

Clean

Look

Close

Open

1. **Give** ..... me the pencil.

2. .... the door.

3. .... me the book.

4. .... the desk.

5. .... the window. It's cold.

6. .... at the board.

7. .... me the ruler.

# ACTIVITY



Match the objects with the school bags.



Give me the green pencil, the dictionary and the blue book.



Give me two rulers and an eraser.



Give me the red pencil case and three pencils.



Give me the pencil sharpener and two yellow books.



LOOK!

There are extra numbers in the puzzle.



**Find the numbers.**

- ~~FOUR~~
- THIRTEEN
- ELEVEN
- FIFTY
- SIXTEEN
- FOURTEEN
- FORTY
- NINE
- TWELVE
- EIGHT
- FIVE
- EIGHTEEN

|   |   |   |   |   |   |   |              |              |              |              |   |   |   |   |
|---|---|---|---|---|---|---|--------------|--------------|--------------|--------------|---|---|---|---|
| H | T | W | O | E | J | Q | <del>F</del> | <del>O</del> | <del>V</del> | <del>R</del> | F | D | C | K |
| K | T | U | C | X | X | L | F            | N            | Q            | B            | S | D | E | H |
| Y | R | Y | T | R | I | H | T            | E            | I            | K            | E | Q | I | K |
| E | M | E | A | Y | J | M | Q            | E            | Y            | N            | V | X | G | F |
| I | Q | F | E | N | I | N | Y            | T            | R            | O            | E | K | H | I |
| G | B | O | N | E | O | T | F            | R            | B            | F            | N | A | T | V |
| H | U | F | I | E | Y | I | V            | U            | Z            | W            | A | D | E | E |
| T | I | S | B | T | F | R | I            | O            | A            | W            | C | N | E | A |
| X | Z | V | R | R | Z | O | D            | F            | Y            | J            | O | E | N | U |
| V | V | O | E | I | R | S | S            | Y            | D            | Y            | T | V | R | T |
| U | F | Q | B | H | L | O | A            | R            | E            | S            | E | E | P | G |
| Z | V | J | J | T | T | W | E            | N            | T            | Y            | F | L | F | U |
| J | V | T | T | H | I | R | T            | Y            | T            | H            | R | E | E | G |
| U | S | N | E | E | T | X | I            | S            | E            | V            | L | E | W | T |
| T | W | E | N | T | Y | F | I            | V            | E            | A            | R | M | H | M |

**Count and write.**


1. How many pencils?

.....



2. How many rulers?

.....



# ACTIVITY



Complete the dialogues.

Can I join your game?

Turn on the lights, please.

May I come in?

~~Sure.~~

Of course.

Come in, please.



# 2

# NATIONALITY

1. Listen and chant.



Track 1

2. Listen, point, and repeat.



Track 2


CHILDREN AROUND THE WORLD



2. Britain



6. Russia



5. Turkey



7. Germany



3. Japan

4. The USA



SB



Listen and act it out.



Track 3






**Listen, stick, and trace. (Pg. 137)**

**Sticker**




**Track 4**




**1**

I am from Turkey.  
I am Turkish.



**2**

She is from Russia.  
She is Russian.




**3**

She is from Britain.  
She is British.




**4**

He is from France.  
He is French.



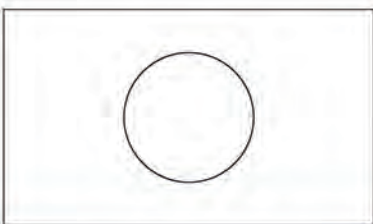
**5**

He is from Germany.  
He is German.



**6**

They are from the USA.  
They are American.



**7**

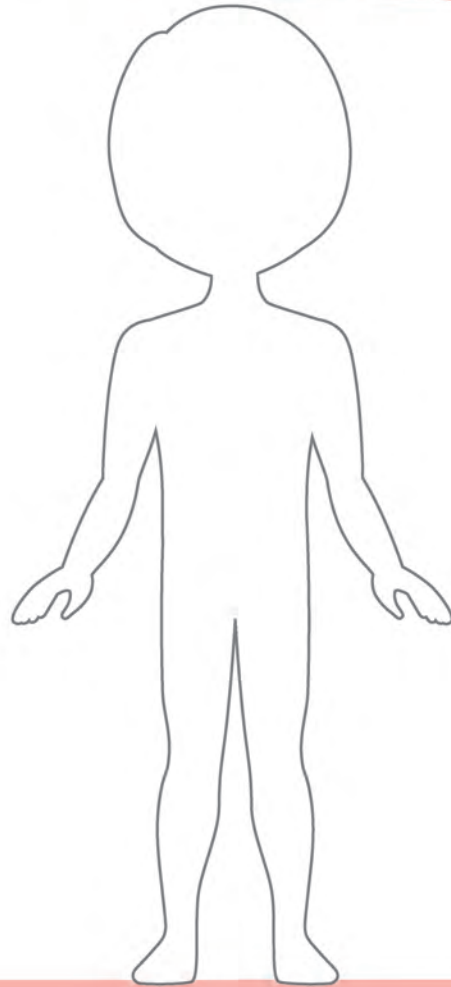
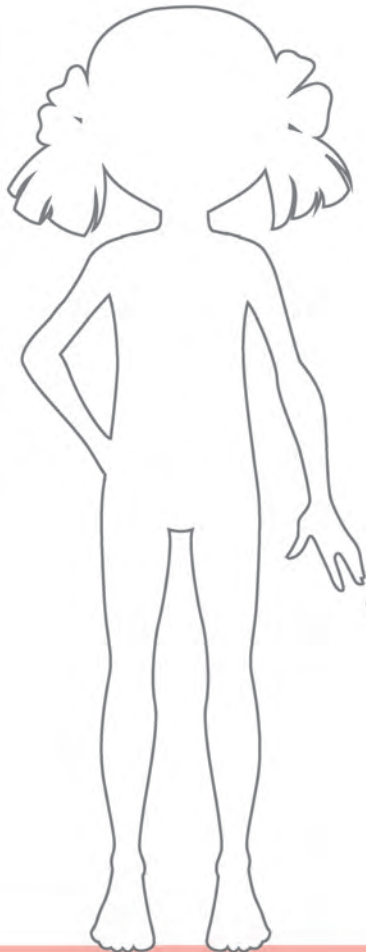
He is from Japan.  
He is Japanese.



**Prepare a poster about nationalities and countries**

3

**Draw, color, and talk.**







Listen and chant.



Listen and circle.



1



2



3



4

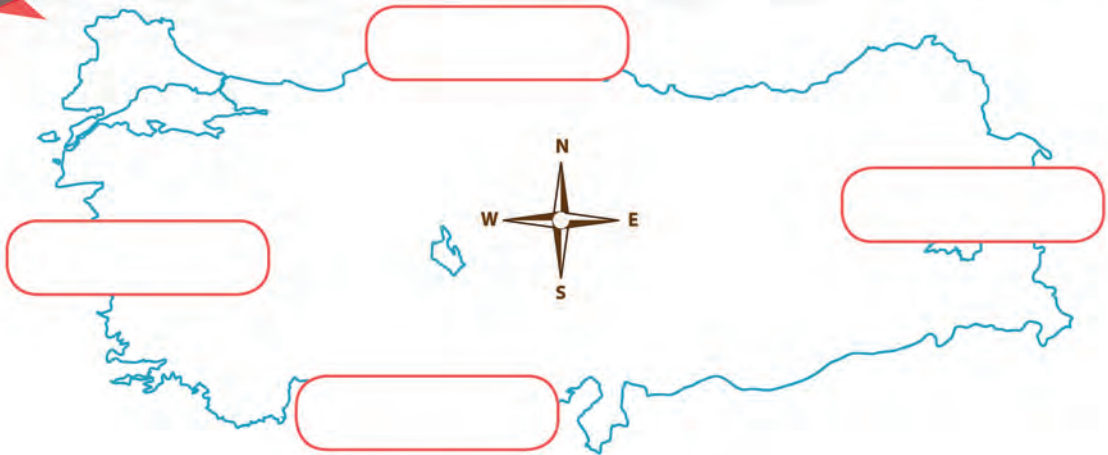




### Listen and match.



Track 7



Sinop

Antalya

İzmir

Van



### Look at the map, ask and answer.

#### Example



Where is izmir?



It's in the west.

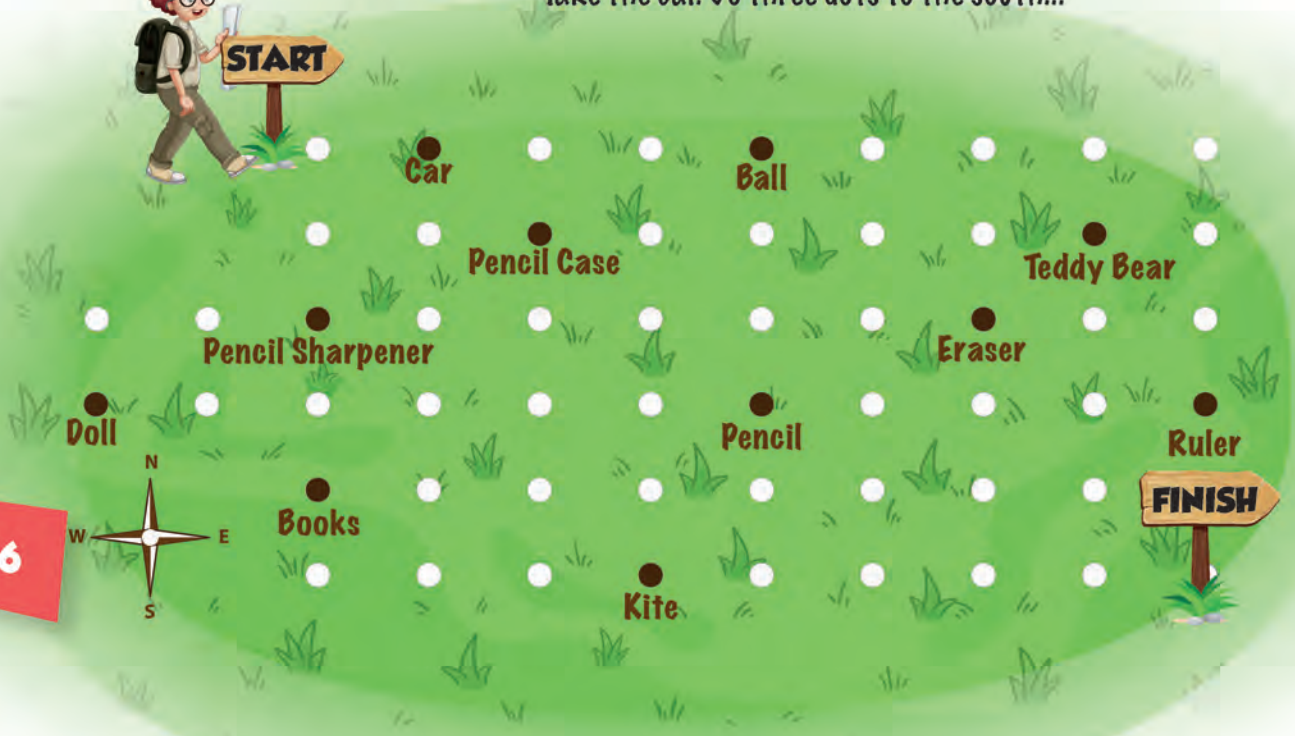


### Give directions, follow the dots and take 5 objects.

#### Example

Go two dots to the east.

Take the car. Go three dots to the south...



# LET'S SING

Listen and sing.

Track 8

## ABOUT THE WORLD

France, Germany, the USA and Japan,  
Turkey, Spain, China and Britain.  
These are the countries we go, we go \_\_\_  
Here we go \_\_\_  
Ooo \_\_\_ Here we go!  
Ooo \_\_\_ Here we go \_\_\_

Where do you want to go?  
Go to the north?  
Go to the south?  
Go to the east?  
Go to the west?  
It's in your compass.

French, German, American, Japanese,  
Turkish, Spanish, British, Chinese.  
These are the children around the World,  
Around the World.  
Ooo \_\_\_ around the World.  
Ooo \_\_\_ around the World \_\_\_

Meet friends around the World.  
From the north,  
From the south,  
From the east,  
From the west,  
Friendship is the best.  
This song is about the world.

Words & Music by  
Aysun Tonya Kasar

# LET'S EXPLORE

## How to make a compass :



Now, use the materials and make your own compass. Then, use it and talk about the locations of the cities in Turkey.



## 2 Nationality

**I can do it!**

Check yourself and color.



Don't forget your picture dictionary.

# ACTIVITY

## 2 NATIONALITY

1 Match the countries with the nationalities.

### COUNTRIES

- 1 JAPAN
- 2 BRITAIN
- 3 PAKISTAN
- 4 THE USA
- 5 IRAN
- 6 TURKEY
- 7 RUSSIA
- 8 GERMANY
- 9 IRAQ

### NATIONALITIES

- a TURKISH
- b JAPANESE
- c GERMAN
- d IRAQI
- e AMERICAN
- f RUSSIAN
- g PAKISTANI
- h IRANIAN
- i BRITISH

2 Write the nationalities or the countries.



- 1 Akira is from ..... She is Japanese.
- 2 Sam is from the USA. He is .....
- 3 Aref is from..... He is Iranian.
- 4 Dimitri is from ..... He is Russian.
- 5 Katrin is from Germany. She is .....

# ACTIVITY



Match the people with their suitcases.



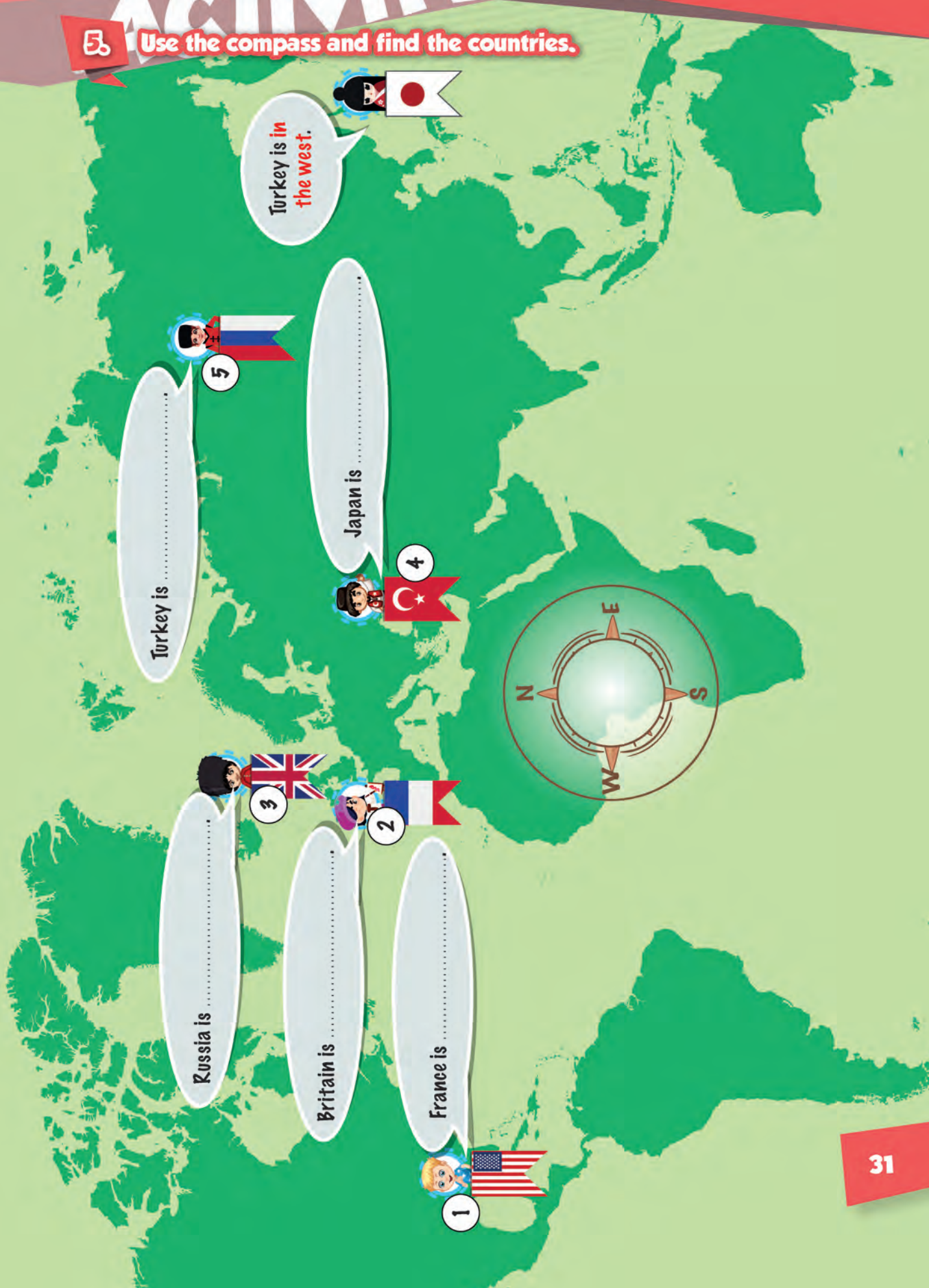
Look at the pictures above, ask, and answer.

1. A: Where is Maryam from?  
B: She is from Pakistan. She is Pakistani.
2. A: Where is Sam from?  
B: He .....
3. A: Where ..... ?  
B: .....
4. A: ..... ?  
B: .....
5. A: ..... ?  
B: .....
6. A: ..... ?  
B: .....
7. A: ..... ?  
B: .....

# ACTIVITY



Use the compass and find the countries.



1   
France is .....

2   
Britain is .....

3   
Russia is .....

4   
Japan is .....

5   
Turkey is .....

Turkey is in the west.

# ACTIVITY



Look at the map and write True (T) or False (F).

**Example** izmir is in the north. .... **F**.....



- 1 Çanakkale is in the west. ....
- 2 Gaziantep is in the north. ....
- 3 Ordu is in the north. ....
- 4 Antalya is in the south. ....
- 5 Kars is in the west. ....
- 6 Van is in the east. ....



Follow the instructions and find the secret code.

- a) Walk 3 steps to the south and circle the letter.
- b) Walk 4 steps to the east and circle the letter.
- c) Walk 3 steps to the south and circle the letter.
- d) Walk 2 steps to the east and circle the letter.
- e) Walk 5 steps to the north and circle the letter.
- f) Walk 3 steps to the west and circle the letter.
- g) Walk 1 step to the north and circle the letter.

|          |   |   |   |   |   |   |   |   |   |
|----------|---|---|---|---|---|---|---|---|---|
| START    | X | L | H | Y | A | C | I | Q | T |
| A        | G | Y | S | E | Z | I | U | J | K |
| C        | E | I | R | H | P | Q | B | R | O |
| <b>T</b> | B | Q | M | U | G | A | O | N | D |
| F        | O | S | X | F | M | Z | G | S | H |
| K        | D | V | L | K | T | P | N | C | I |
| U        | H | F | N | R | L | K | J | M | U |
| W        | Z | J | O | X | D | Y | W | B | E |

SECRET CODE:

**T** \_ \_ \_ \_ \_



Use the cards and play the memory game. (Pg. 133)



# 3

# CARTOON CHARACTERS

1. Listen and chant.



Track 1

2. Listen, point, and repeat.



Track 2



1. fly

2. do puzzles

3. ride a horse


4. climb a tree

5. jump

7. play the guitar

6. take pictures

8. sing a song



# At the Cinema



Listen and act it out.



Track 3

Look! Teo can play the guitar.



Can you play the guitar?

No, I can't, but I can play the piano.



Look! Teo can play the guitar.

Can Cheeky fly?



No, he can't.



What can he do?

He can climb the trees.

This is Pinky. She is my favorite cartoon character.



That's right.

She can dive, swim, and sing, but she can't walk.





Shhh! You are at the cinema. Be quiet, please!

Ok. Mrs. Smile.



Listen, put a tick  or a cross



Listen again and match.



- A.  1 Teo can play the guitar, but he can't play the piano.
- B.  Pinky can dive, but she can't walk.
- C.  Froggy can jump, but she can't climb a tree.
- D.  Brownny can ride a horse, but he can't drive a car.



Ask and answer.

Example

What can you do?



I can speak English, but I can't speak French.



Listen and trace.



Track 6

Whose bike is this?

This is  
Sam's bike.  
It is his bike.



This is  
Emily's bike.  
It is her bike.



This is my  
bike, but I can't  
ride it.



This is your bike.



Listen, match, and say.



Track 7



A



2



4




3



B



5



6



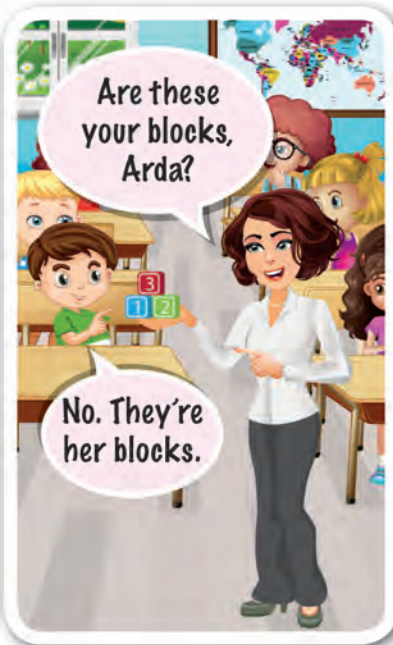
1



### Listen and act it out.



Track 8



### Choose and talk.

#### Example

A: Is this your teddy bear?

B: Yes, it is./ No, it isn't.

A: Are these his puzzles?

B: Yes, they are./ No, they aren't.

#### STUDENT A



#### STUDENT B





**Ask your friends, fill in the chart, and talk.**

**Example** He is Hasan. His favorite cartoon character is Superman. He can fly.



| Name      | Cartoon character | Ability |
|-----------|-------------------|---------|
| Hasan     | Superman          | fly     |
|           |                   |         |
|           |                   |         |
| I (.....) |                   |         |



**Prepare your cartoon character and talk.**

**Example**

My cartoon character is a spider. He can climb buildings, but he can't sing a song.



# LET'S SING

Listen and sing.

Track 9

## GOOD FEELING

We are the colors of a rainbow.  
Some can climb and some can draw.  
Some can dive and some can row.  
What can you do? Oh! Tell me now.

Oooo \_\_\_

I'm Bouncy.  
I can dance like crazy.  
Come on, and dance with me.  
What's your ability?

We can dance and we can sing.  
We can jump and we can swing.  
Everybody can do something.

Oooo\_ What a good feeling!

Words & Music by  
Aysun Tonya Kasar



# LET'S EXPLORE THE GREAT LEADER



He is Atatürk,  
the founder of the  
Republic of Turkey.



Oh, really!



I can't row,  
but I can ride  
a horse.



Emily, can  
you row?

LOOK!



**Mustafa Kemal  
Atatürk is  
an important  
character in  
Turkish history.**



**Don't  
forget your  
picture  
dictionary.**

## 3 Cartoon Characters

### I can do it!

Check yourself  
and color.





# ACTIVITY

3

## CARTOON CHARACTERS

1b

Match the pictures with the phrases.

1. take a picture

2. catch a ball

3. play the guitar

4. ride a bike

5. drive a car



6. jump high

7. speak German

8. dive

9. do puzzles

10. fly

11. read a book

# ACTIVITY

## 2 Do the puzzle.

|   |   |   |   |   |   |              |              |              |   |
|---|---|---|---|---|---|--------------|--------------|--------------|---|
| C | F | L | Y | O | P | <del>D</del> | <del>I</del> | <del>V</del> | E |
| A | S | P | E | A | K | R            | S            | R            | L |
| T | B | D | L | M | C | I            | M            | E            | S |
| C | D | L | C | U | L | D            | D            | A            | G |
| H | J | U | M | P | O | E            | T            | D            | U |
| Z | D | O | P | U | Z | Z            | L            | E            | S |
| W | A | L | C | L | I | M            | B            | A            | E |
| E | D | R | I | V | E | D            | U            | S            | L |

- |                 |            |
|-----------------|------------|
| <del>DIVE</del> | CATCH      |
| DRIVE           | SPEAK      |
| CLIMB           | READ       |
| JUMP            | DO PUZZLES |
| RIDE            | FLY        |

## 3 Use can or can't.

1. I ...**can**... speak Turkish, but I ...**can't**... speak French.
2. I ..... read a book, but I ..... read a German book.
3. I ..... fly, but I ..... take photos.

## 4 Answer the questions.

1. Can you ride a bike? **Yes, I can./ No, I can't.**
2. Can you dive? .....
3. Can you climb a tree? .....
4. Can you jump high? .....
5. Can you play the piano? .....

# ACTIVITY



Look at the chart and write sentences.

|  |  |  |  |  |
|--|--|--|--|--|
|  |  |  |  |  |
|  |  |  |  |  |
|  |  |  |  |  |

1. Max can play the guitar, but Mia can't.

2. ....

3. ....

4. ....



Write sentences.



1. This is **me**. This is **my** puzzle. **I can do puzzles.**

2. This is John. This is ..... guitar. ....



3. This is Mary. This is ..... piano. ....

4. This is Klaus. This is ..... car. ....



5. This is Liz. This is ..... bike. ....

# ACTIVITY

Answer the questions.



1

Is this his teddy bear?

- No, it isn't.

Whose teddy bear is this?

- It's Melis's teddy bear.



2

Are these her pencils?

- .....



3

Are these her blocks?

- .....

Whose blocks are they?

- .....



4

Is this her ball?

- .....




5

Is this her puzzle?

- .....

Whose puzzle is it?

- .....



6

Is this his pencil case?

- .....

# 4

# FREE TIME

1. Listen and chant.



Track 1

2. Listen, point, and repeat.



Track 2

1. riding a scooter



2. riding a bike



3. reading comics



4. drawing pictures



5. playing chess



6. flying a kite



7. planting trees




# Playing in the Garden



Listen and act it out.



Track 3





# Listen, match, and trace.



Track 6



riding a scooter



drawing pictures



flying a kite



playing chess



planting trees



reading comics



# Ask and answer with a ball.

## Example

Melis, do you like reading a book?

Yes, I do.





Listen and draw 😊 (like) or ☹️ (dislike).



Track 5



Stick and talk. (Pg. 139)

Sticker

I like learning English,  
but I dislike swimming.



Like



Dislike







# Listen and number the dialogues.




Track 6





Ask and color



| Questions                      | Names |       |       |
|--------------------------------|-------|-------|-------|
|                                | ..... | ..... | ..... |
| Do you like watching cartoons? |       |       |       |
| Do you like.....?              |       |       |       |
| Do you.....?                   |       |       |       |
| Do.....?                       |       |       |       |
| .....?                         |       |       |       |



Use your finger puppets and act. (Pg. 131)

**USE!**



~~Say that again, please.~~  
 Can you say that again, please?  
 Pardon me?  
 Slowly, please.



Do you like playing basketball?

Say that again, please.

# LET'S SING



Listen and sing.



Track 7



## FREE TIME

Free time, free time  
What do you do in your free time?

I like swimming, I like drawing  
And smelling flowers on a Sunday morning.  
I like the sun, I like the stars,  
Singing birds in the sky.  
Can you say again, oh?

Free time, free time  
Free time  
What do you do in your free time?

Words & Music by  
Aysun Tonya Kasar



# LET'S EXPLORE MANGALA



I like playing mancala.  
It is my favorite game.



## TURKISH BOARD GAME

- A Mancala game board
- Two players
- 48 game stones



Don't forget your picture dictionary.

4 Free Time

**I can do it!**

Check yourself and color.





# FREE TIME



Find, circle and match the free time activities.

A circular arrangement of 12 images and 12 text labels for a matching exercise. The text labels are arranged in a circle around the images. One label, 'English learning', is circled in orange.

**Text Labels (clockwise from top-left):**  
 English learning (circled)  
 reading  
 playing with marbles  
 playing chess  
 playing table tennis  
 swimming  
 playing football  
 watching a game  
 riding a bicycle  
 drawing  
 coloring  
 flying a kite

**Images (clockwise from top-left):**  
 1. A person riding a bicycle.  
 2. A child sitting at a desk looking at a computer screen.  
 3. A child playing with colorful marbles.  
 4. A child drawing on a piece of paper.  
 5. A child playing chess on a board.  
 6. A child playing table tennis.  
 7. A child swimming in a pool.  
 8. A child playing football on a field.  
 9. A child watching a game on a screen.  
 10. A child riding a bicycle.  
 11. A child coloring a drawing.  
 12. A child flying a kite.

# ACTIVITY



Do the puzzle.



Down



Across





# Ask and answer.



## Example



Do you like reading comics?

1



Yes, I do./ Yes, I like reading comics.



Do you like drawing pictures?

2



No, I don't./ No, I dislike drawing pictures.



Do ..... ?

3



.....  
.....



Do ..... ?

4



.....  
.....



Do ..... ?

5



.....  
.....



Do ..... ?

6



.....  
.....



Do ..... ?

7



.....  
.....



Do ..... ?

8



.....  
.....

# ACTIVITY



Match the pictures with 😊 (like) or ☹️ (dislike) and write your sentences.



## Example

1. I dislike playing with marbles.

2. ....

3. ....

4. ....

5. ....

6. ....



## Complete the missing phrases.

**Mrs. Smile:** Good morning, Sam.

**Sam:** Good morning, Mrs. Smile.

**Mrs. Smile:** What's your favorite activity?

① **Sam:** Can you ....., please?

**Mrs. Smile:** What's your favorite activity, Sam?

**Sam:** Oh, I like riding a scooter.

**Mrs. Smile:** Very good. Do you like watching cartoons at the weekend?

② **Sam:** Slowly, .....?

**Mrs. Smile:** Do you like watching cartoons at the weekend?

**Sam:** Oh! Well...Hmmm, yay!

③ **Mrs. Smile:** ..... me?

**Sam:** Oh! Yes, I like watching cartoons.

please

pardon

say that again



# 5

# MY DAY

1. Listen and chant.



Track 1

2. Listen, point, and repeat.



Track 2

07.00  
A.M.



1. wake up



2. wash my face



3. get dressed



4. have breakfast



8. do homework



7. go home



6. have lunch



5. go to school

12.00  
A.M.



9. meet friends



10. go to the playground



11. go shopping



12. have dinner

07.00  
P.M.



16. go to bed



15. read a book



14. brush my teeth



13. have a shower



Melis, tell us. What do you do in the morning?

My Day

I wake up at 7 o'clock and wash my face. I get dressed and have breakfast with my family.

OK, Max. What do you do in the afternoon?

My Day

I have lunch at school. I meet my friends and we go to the playground.

Well, Bouncy. Now, it's your turn. What do you do in the evening?

My Day

I do my homework and I have dinner.

What time do you go to bed, Arda?

My Day

I go to bed at 10 p.m.

Do you brush your teeth?

Of course, I do.



# Listen and stick. (Pg. 141)

Sticker



Track 4

[Blank box for sticker]

1) I wake up.

[Blank box for sticker]

2) I wash my face.

[Blank box for sticker]

3) I get dressed.

[Blank box for sticker]

4) I have breakfast.

[Blank box for sticker]

5) I do my homework.

[Blank box for sticker]

6) I meet my friends.

[Blank box for sticker]

7) I go to the playground.

[Blank box for sticker]

8) I go to bed.



# Write and say.

## In the mornings

## At noons

## In the evenings

1) I wake up.

2)

3)

1)

2)

3)

1)

2)

3)

# Tell Me the Time



**Listen and act it out.**



Track 5



**Listen, complete, and draw.**



Track 6



1

What time is it?

It's **five** o'clock.



2

What time is it?

It's ..... o'clock.



3

What time is it?

It's ..... o'clock.



4

What time is it?

It's ..... o'clock.



5

What time is it?

It's ..... o'clock.



6

What time is it?

It's ..... o'clock.



**Make your watch, ask, and answer. (Pg. 131)**

**Example** A: What time is it? B: It's four o'clock.

1

Listen and chant.



Track 7

# DAYS OF THE WEEK



2

Tell the days and act out.





### Listen and complete.



Track 8

| English       | Chess         | Art          | Music         | Reading       | Basketball    | Table Tennis  |
|---------------|---------------|--------------|---------------|---------------|---------------|---------------|
| on .....      | on Wednesday  | on .....     | on .....      | on Friday     | on .....      | on .....      |
| at 09.00 a.m. | at ..... p.m. | at 2.00 p.m. | at 01.00 p.m. | at ..... p.m. | at 07.00 p.m. | at 11.00 a.m. |



### Ask your friend and answer.



| Name      | Activity   | Time      | Day          |
|-----------|------------|-----------|--------------|
| Emily     | Play Chess | at 3 p.m. | on Wednesday |
| .....     | .....      | .....     | .....        |
| .....     | .....      | .....     | .....        |
| I (.....) | .....      | .....     | .....        |



### Act it out.



What do you do on Wednesday?



I play chess at 3 p.m. on Wednesday.

# LET'S SING

Listen and sing.

Track 9

## RUN, RUN!

You wake up early everyday,  
From Monday to Friday everyday.  
You get dressed,  
Don't forget your breakfast.  
Grab your school bag and run fast



Run boy, run, run, run, boy, run!  
Run girl, run, run, run, girl, run!  
Turn around and clap your hands once.  
Shake your body, clap your hands twice.



You don't wake up early on Saturday,  
Go shopping with your mom on Saturday,  
Meet friends on Sunday.  
I love weekends, hurray!  
Oh! Don't be late and run fast!



Words & Music by  
Aysun Tonya Kasar



# LET'S EXPLORE



Lights come from the Sun to the Earth. Some countries are in the light. Some countries are in the dark.



Don't forget your picture dictionary.

## 5 My Day

**I can do it!**

Check yourself and color.





# 5

# MY DAY




1

Match the phrases with the pictures.

In the afternoon

In the evening

In the morning



a) .....

b) .....

c) .....


2

Ask and answer.



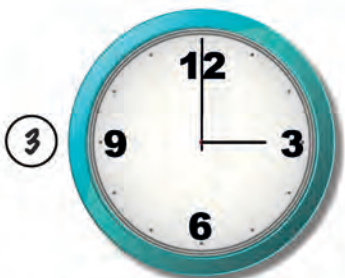
A: What time is it?

B: It's 5 o'clock.



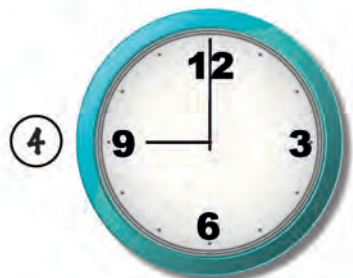
A: .....

B: .....



A: .....

B: .....



A: .....

B: .....

# ACTIVITY



Match, write, and say.

I have lunch.

I do my homework.

I go to bed.

I read a book.

I have breakfast.

I go to school.

I wake up.

I go home.

I have dinner.

## IN THE MORNING



a) .....

b) .....

c) .....

## IN THE AFTERNOON



d) .....

e) .....

f) .....

## IN THE EVENING



g) .....

h) .....

i) .....



### Complete the dialogues.

Yes, of course

Time for breakfast

Time to sleep

What time is it

Dialogue 1:

**Sam:** ....., dad?

**Dad:** It's 8 o'clock.

**Sam:** Thank you.

Dialogue 2:

**Arda:** Excuse me, Mr. Bell.

Can you tell me the time, please?

**Mr. Bell:** .....

It's 10 a.m. Time for class.

**Arda:** Thanks, Mr. Bell.

Dialogue 3:

**Melis:** What time is it, mum?

**Mom:** It's 9 a.m. ....

**Melis:** OK, coming.

Dialogue 4:

**Sam:** What time is it, dad?

**Dad:** It's 9 p.m. ....

**Sam:** OK, dad.



### Do the puzzle and find the secret code.

~~MONDAY~~  
TUESDAY  
WEDNESDAY  
THURSDAY  
FRIDAY  
SATURDAY  
SUNDAY

|   |   |              |              |              |              |              |              |   |
|---|---|--------------|--------------|--------------|--------------|--------------|--------------|---|
| D | S | U            | N            | D            | A            | Y            | A            | Y |
| T | H | U            | R            | S            | D            | A            | Y            | S |
| F | R | I            | D            | A            | Y            | O            | F            | T |
| H | E | <del>M</del> | <del>O</del> | <del>N</del> | <del>D</del> | <del>A</del> | <del>Y</del> | W |
| T | U | E            | S            | D            | A            | Y            | E            | E |
| S | A | T            | U            | R            | D            | A            | Y            | K |
| W | E | D            | N            | E            | S            | D            | A            | Y |

SECRET CODE:



### Use the phrases and write about your day.

~~wake up~~

have breakfast

brush teeth

have lunch

play in the garden

do homework

go to bed

I **wake up** at seven o'clock. ....

.....

.....

.....

# ACTIVITY



Look at the table and write.

| DAY  | Friday | Saturday |
|------|--------|----------|
| TIME | 4 p.m. | 3 p.m.   |
|      |        |          |
|      |        |          |
|      |        |          |
|      |        |          |

1. Sam: I ride my scooter at 4 p.m. on Friday.

2. Sam: ..... on Saturday.

3. Max: ..... on Saturday.

4. Mia: ..... on Friday.

5. Mia: ..... on Saturday.

6. Melis: ..... on Friday.

# 6

# FUN WITH SCIENCE

1. Listen and chant.



Track 1


2. Listen, point, and repeat.



Track 2



- 1. cup
- 2. pebbles
- 3. jar
- 4. beans
- 5. goggles
- 6. glass
- 7. plant
- 8. soil
- 9. paper towel
- 10. scissors
- 11. toothbrush
- 12. food coloring





## Listen and match.



### GROWING BEANS

Let's do the bean experiment step by step.



A  Put it in the cup.



6

B  Pour some water on the paper towel.


C  Water it.



5

D  Leave the cup near the window.

E  Cut the paper towel.



1

F  Cover the beans with the paper towel.



2



3



4



## Choose, mime and guess.

**USE!**

Do an experiment.

~~Cut it.~~

Water it.

Cover it.

Put it.

Make a hole.

Pour some water.

Leave it near the window.

Cut it.



# Where is it?



Listen, repeat, and trace.



Track 5



Where is the pencil?  
It's **near** the paper.



Where is the paper?  
It's **on** the table.



Where are the scissors?  
They are **under** the paper.



Where is the plant?  
It's **in** the jar.



Where is the toy?  
It's **behind** the jar.




Where are the goggles?  
They are **in front of** the jar.



Find and **color** Bouncy. Ask and answer.

## Example

Where is the yellow Bouncy?  
It is **under** the table.







Look at the table, ask, and answer.

### Example

Where is the glue?  
It is behind ...



Listen and tick the materials.



Track 6

### WALKING WATER EXPERIMENT MATERIALS

- |                                    |   |
|------------------------------------|---|
| <input type="checkbox"/> scissors  | <input type="checkbox"/> paper towel    |
| <input type="checkbox"/> 3 glasses | <input type="checkbox"/> food colorings |
| <input type="checkbox"/> water     | <input type="checkbox"/> glue           |
| <input type="checkbox"/> paper     | <input type="checkbox"/> pencil case    |







Listen and number the steps.



Track 7

### WALKING WATER EXPERIMENT STEPS

- |   |  |
|---|--|
| <input type="checkbox"/> Line up three glasses.                                     |  |
| <input type="checkbox"/> Drop red food coloring in the first glass.                 |  |
|  | <input type="checkbox"/> Drop yellow food coloring in the third glass.               |
| <input type="checkbox"/> Fold the paper towels twice.                               |  |
| <input type="checkbox"/> Place the paper towels between the glasses.                |   |
| <input type="checkbox"/> Fill three glasses with water.                             |  |
|  | <input type="checkbox"/> Wait for 2 or 3 hours.                                      |

# INQUIRY



Ask and find the answers.



1

What is "science" in Turkish?

.....

What is "scientist" in Turkish?

2



Find a Turkish scientist.

3



What is "experiment" in Turkish?

4



5

What is "STEM" in Turkish?

.....


What are these?

6



Where is the egg?

7



Prepare a poster about an experiment.



# LET'S SING



Listen and sing.  Track 8

## LITTLE SCIENTIST

S-C-I-E-N-C-E  
This is science and it's easy.  
Wear your goggles and get ready.

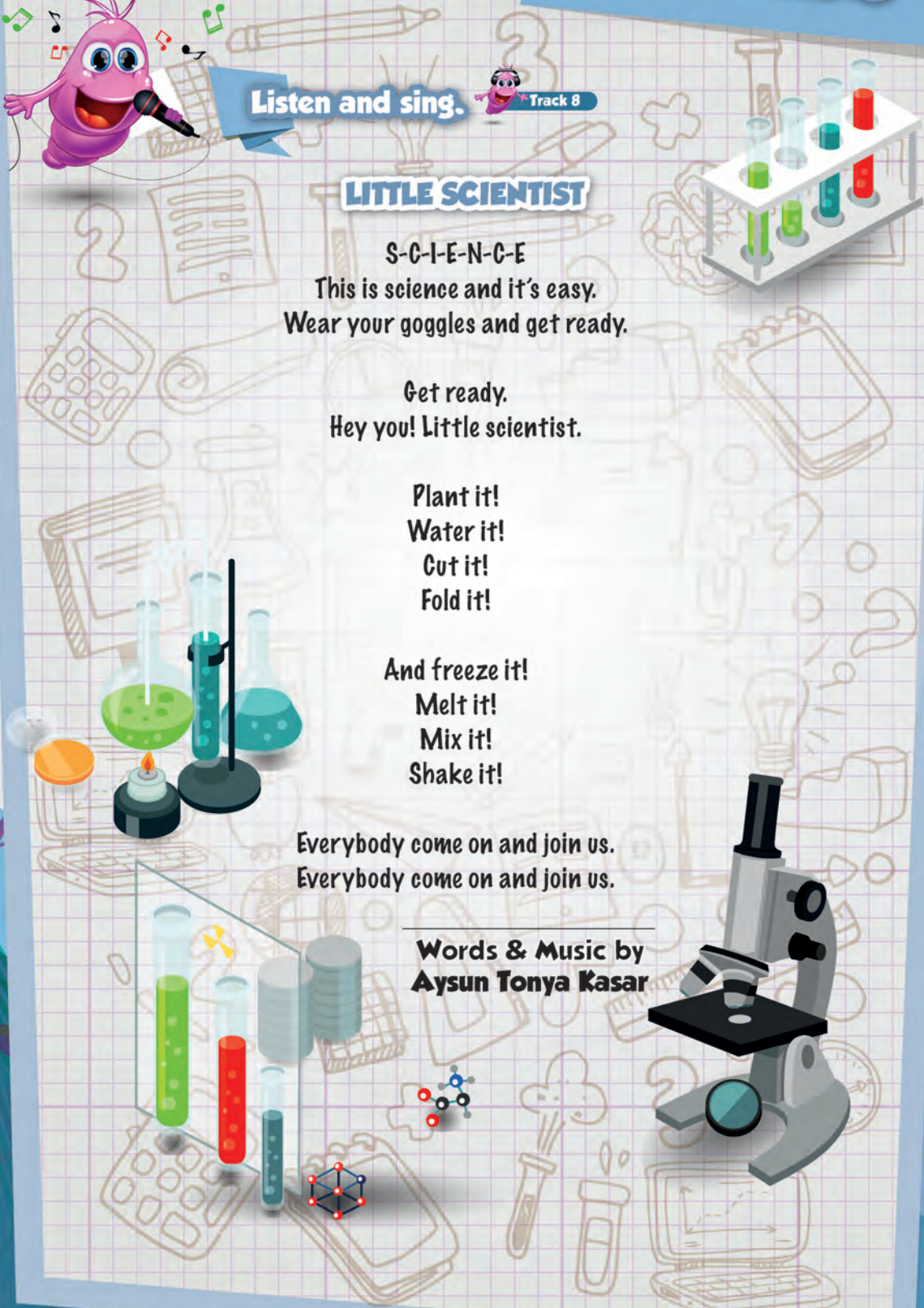
Get ready.  
Hey you! Little scientist.

Plant it!  
Water it!  
Cut it!  
Fold it!

And freeze it!  
Melt it!  
Mix it!  
Shake it!

Everybody come on and join us.  
Everybody come on and join us.

Words & Music by  
**Aysun Tonya Kasar**



# LET'S EXPLORE

We need an egg, some coke, toothbrush, and toothpaste.



Pour some coke into the cup.

Place the egg into the coke.



Brown.

Brush the egg.

Brush your teeth twice a day!

PROJECT

Don't forget your picture dictionary.

## 6 Fun with Science

### I can do it!

Check yourself and color.



6

## FUN WITH SCIENCE



Match the instructions with the pictures.

Cut it

Plant it

Water it

Leave it near the window

Cover it

Fold it

~~Fill it with water~~

Freeze it

Do an experiment

Drop it

Don't cut it

Brush it



1) **Fill it with water** .....

2) .....

3) .....



4) .....

5) .....

6) .....



7) .....

8) .....

9) .....



10) .....

11) .....

12) .....

# ACTIVITY



Do the puzzle and find the secret code.

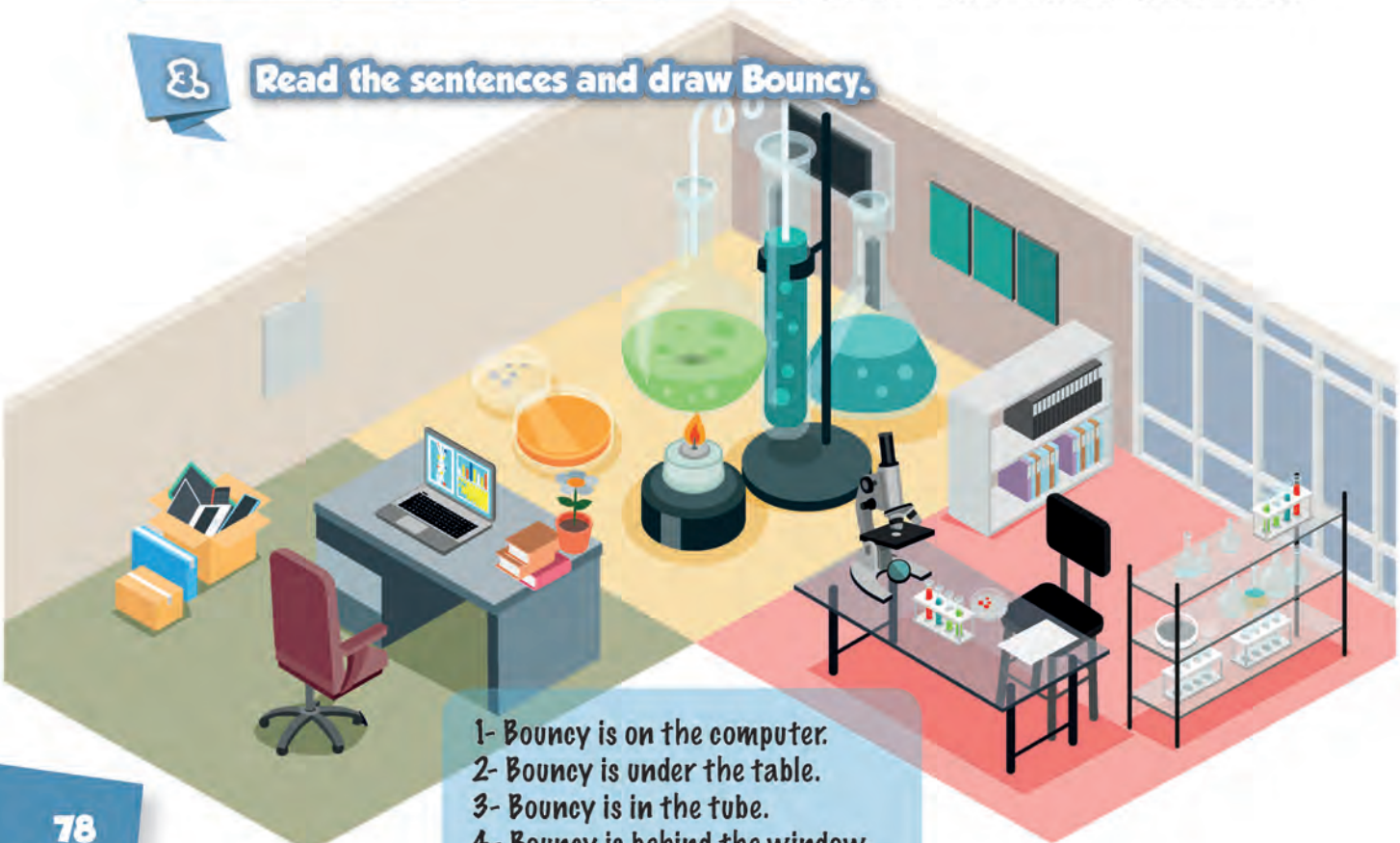
|   |              |              |              |              |              |              |              |              |   |
|---|--------------|--------------|--------------|--------------|--------------|--------------|--------------|--------------|---|
| H | <del>S</del> | <del>O</del> | <del>I</del> | <del>S</del> | <del>S</del> | <del>O</del> | <del>R</del> | <del>S</del> | S |
| E | A            | O            | N            | V            | O            | E            | P            | F            | C |
| X | U            | V            | N            | T            | I            | W            | E            | M            | I |
| P | I            | E            | T            | U            | L            | H            | B            | A            | E |
| E | S            | R            | C            | B            | O            | X            | B            | T            | N |
| R | D            | O            | B            | E            | A            | N            | L            | E            | C |
| I | S            | T            | E            | P            | S            | I            | E            | R            | E |
| M | G            | O            | G            | G            | L            | E            | S            | I            | C |
| E | B            | R            | U            | S            | H            | E            | N            | A            | U |
| N | E            | A            | R            | J            | A            | R            | C            | L            | P |
| T | O            | Y            | S            | F            | O            | L            | D            | S            | E |

- |                     |         |
|---------------------|---------|
| <del>SCISSORS</del> | GOGGLES |
| SCIENCE             | NEAR    |
| EXPERIMENT          | JAR     |
| DO                  | PEBBLES |
| CUP                 | TUBE    |
| SOIL                | COVER   |
| TOYS                | FOLD    |
| MATERIALS           | BRUSH   |
| BEAN                | STEPS   |
| BOX                 | IN      |

SECRET CODE:



Read the sentences and draw Bouncy.



- 1- Bouncy is on the computer.
- 2- Bouncy is under the table.
- 3- Bouncy is in the tube.
- 4- Bouncy is behind the window.
- 5- Bouncy is near the boxes.



Complete the experiments with the words from the box.

Place (x2)

Fill

soil

Leave

Drop (x2)

paper towel

## Experiment 1: Ecosystem

### Materials

Toys, pebbles, ....., plant, water, jar.

### Steps

1. ....  
pebbles into the jar.



2. Put some soil on the pebbles.

3. Make a hole for the plant.

4. Plant it.

5. ....  
the toys.



6. Water the plant.

7. ....  
it near the window.



## Experiment 2: Walking colors

### Materials

Food colorings, ....., water, three glasses.

### Steps

1. Line up three glasses.



2. ....  
three glasses with water.



3. Fold the paper towel twice.

4. Place the paper towel between the glasses.

5. ....  
red food coloring in the first glass.



6. .... yellow food coloring in the third glass.

7. Wait for 2 or 3 hours.



# ACTIVITY



Look at the picture and write True (T) or False (F).



1. The books are on the shelves. ....
2. Max is near the teacher. ....
3. The board is in front of the students. ....
4. The students are in the lab. ....
5. The toothbrush is under the table. ....
6. The students are behind the table. ....
7. The plant is in the jar. ....
8. The pebbles are in front of the teacher. ....



# 7

# JOBS

1. Listen and chant.  Track 1

2. Listen, point, and repeat.  Track 2

1. Farmer

2. Dancer

3. Singer

5. Businessman

4. Postman

9. Policemen

6. Actor

7. Actress

8. Vet

10. Fireman

11. Teacher

12. Pilot

13. Waiter

14. Chef

15. Writer

16. Doctor

17. Nurse



Listen and act it out.



Track 3





Listen, number, and trace.



Track 4



She is a nurse.  
She works at a hospital.



She is a policewoman.  
She works at a police station.



He is a chef.  
He works at a restaurant.



She is a teacher.  
She works at a school.



He is a fireman.  
He works at a fire station.



He is a postman.  
He works at a post office.

# What do you like?



Choose a person and guess who.

What's his job?

Where does he work?

He's Tim?

He's a farmer.

He works on a farm.

That's right.

Prepare a poster about people's jobs and where they work.

PROJECT



Listen and match.

Track 5

PEOPLE

JOBS

PLACES

1. Mrs. White

farmers

school

2. Tom

police woman

office

3. Sally

singer

farm

4. Mike and Tim

businessman

music hall

5. Mary and Liz

teachers

police station



## Listen, stick, and repeat. (Pg. 141)

Sticker



Track 6




1 I'm a chef.  
I like cooking.



2 I'm a vet.  
I like helping animals.




3 I'm a teacher.  
I like teaching.




4 I'm a writer.  
I like writing books.



5 I'm a doctor.  
I like helping people.



6 I'm a pilot.  
I like flying.



7 I'm a farmer.  
I like planting vegetables.



## Draw yourself and talk.

### Example

I am a farmer.  
I like planting vegetables.





**Aunt Julia**

**Uncle Bob**


|               | (A)                          | (B)                          | (C)                          | (A)                          | (B)                          | (C)                          |
|---------------|------------------------------|------------------------------|------------------------------|------------------------------|------------------------------|------------------------------|
| <b>Places</b> | <br><input type="checkbox"/> | <br><input type="checkbox"/> | <br><input type="checkbox"/> | <br><input type="checkbox"/> | <br><input type="checkbox"/> | <br><input type="checkbox"/> |
| <b>Likes</b>  | <br><input type="checkbox"/> | <br><input type="checkbox"/> | <br><input type="checkbox"/> | <br><input type="checkbox"/> | <br><input type="checkbox"/> | <br><input type="checkbox"/> |

Choose, ask and answer.

Example

What does she do?

She is a singer and she likes singing songs.



Prepare a poster about your parents and their jobs.

PROJECT

# LET'S SING



Listen and sing.



Track 8



## BE YOURSELF

Sometimes you wanna be a doctor.  
You can treat all the people.  
And sometimes, you wanna be a teacher.  
You can teach how to imagine.



Sometimes you wanna be an actor.  
You can play many roles on stage.  
And sometimes, you wanna be a writer.  
You can create new worlds on a page.



What do you wanna be when you're older?  
Singer, dancer, waiter, farmer?

Whatever you wanna be,  
Be yourself.



Words & Music by  
Aysun Tonya Kasar



# LET'S EXPLORE



LOOK!



He is Orhan Çakıroğlu. He is from Gaziantep.  
He is a shoemaker.  
He makes traditional leather shoes, yemeni.  
Famous actors and actresses wear yemeni  
in movies.  
For example; Harry Potter and Troy.



PROJECT

Don't forget your picture dictionary.

7 Jobs

I can do it!

Check yourself and color.





# ACTIVITY

## 7 JOBS

1 Write and say.

- businessman
- dancer
- singer
- farmer
- police woman
- writer
- fireman
- nurse



She's a ..... He's a ..... She's a .....



He's a ..... She's a ..... He's a .....



She's a ..... He's a .....

# ACTIVITY




Put a tick  or a cross .



This is a theatre.



This is a police station.



This is a music hall.



This is an airport.



Circle the correct one.

1) I'm a policeman / fireman. I work at the police station.

2) I'm a vet / doctor. I like helping animals.

3) She's a nurse / dancer. She works at the concert hall.

4) I'm a pilot / singer. I like flying.

5) He's a farmer / chef. He likes cooking.

6) He's a waiter / writer. He works at the restaurant.

7) She's a teacher / an actress. She works at the theatre.

# ACTIVITY



## Match and write.

### What's your job?

A vet  
A singer  
A farmer  
A fireman  
A postman

### Where do you work?

a farm  
a post office  
a fire station  
a veterinary clinic  
a music hall

### What do you like?

helping animals  
firefighting  
bringing letters  
singing  
planting vegetables

a. **I'm a vet. I work at a veterinary clinic. I like helping animals.**

b. ....

c. ....

d. ....

e. ....



## Read, match, and write.

What does he do?

What can she do?

What's your job?

Do you like playing table tennis?

Where are you from?

1. A: .....

B: I'm a teacher.

2. A: .....

B: I'm from Germany.

3. A: .....

B: He's a writer.

4. A: .....

B: She can speak English and French.

5. A: .....

B: No, I dislike playing table tennis.

# ACTIVITY

6

Complete the places and do the puzzle.

Across:

1) A doctor works at a h o s p i t a l

3) A vet works at a c l i \_ \_ c

4) A pilot works at an \_ \_ r p \_ \_ \_

5) A farmer works on a \_ a \_ \_

7) A teacher works at a s \_ \_ \_ \_ \_ l

Down:

2) A postman works at a \_ o \_ \_ o \_ \_ \_ c \_

6) A businessman works in an \_ \_ \_ i \_ e

8) A waiter works at a \_ e \_ \_ \_ u r \_ n \_

ACROSS  
DOWN



# 8

# MY CLOTHES

1. Listen and chant.



Track 1

2. Listen, point, and repeat.



Track 2

my boutique

GIRL fashion

excellence

1. jeans

2. skirt

3. dress

4. boots

5. trousers

6. shoes

9. gloves

7. sunglasses

8. hats

ACCESSORIES

10. socks

1

Listen and act it out.



Track 3

Hi! Melis. It's me, Mia.

It's 12 o'clock. We are late for shopping.



Hi! Mia. What time is it?

So sorry!



Ok, I'm coming. What's the weather like today?

Ok. See you at 1 o'clock in front of the mall.



It's windy and cold. Wear your boots and take your gloves.



You know it's cold and rainy in winter here. I need boots.



Boutique shoes

Hey! Look these are nice.



Try these yellow boots on.



Boutique shoes

Sorry, I don't like yellow.



How about these green boots?



Boutique shoes

Yeah! I love them.



My art class is at 3 p.m. I need to go. Ohhh! It's raining outside. Can I borrow your umbrella?



Of course, here you are.



2

Listen and circle.



Track 4

1



2



3



4



3

Choose, ask, and answer.

Example



# Four Seasons

1

Listen and point.

Track 5



2

Listen, circle, and write.

Track 6

Make a seasonal chart and put your clothes into the chart.

PROJECT

What is the season?

What's the weather like?

What do you wear?



It's summer.

It is snowy/ sunny/ rainy.

I wear .....



It's autumn/ fall.

It is cool/ warm/ hot.

I wear .....



It's winter.

It is sunny/ snowy/ windy.

I wear .....



It's spring.

It is cold/ cool/ warm.

I wear .....





### Listen and act it out.



Track 7

Monday Tuesday Wednesday Thursday Friday Saturday Sunday



Look, Emily. Here is the weather forecast of Paris next week.

It's sunny and hot.

Can I borrow your umbrella on Tuesday?



What's the weather like on Wednesday?

I can wear my red dress and I need my sunglasses.

Sure.



### Listen and circle.



Track 8

|           | SUNNY | SNOWY | RAINY | WINDY | HOT | WARM | COOL | COLD |
|-----------|-------|-------|-------|-------|-----|------|------|------|
| MONDAY    |       |       |       |       |     |      |      |      |
| TUESDAY   |       |       |       |       |     |      |      |      |
| WEDNESDAY |       |       |       |       |     |      |      |      |
| THURSDAY  |       |       |       |       |     |      |      |      |
| FRIDAY    |       |       |       |       |     |      |      |      |
| SATURDAY  |       |       |       |       |     |      |      |      |
| SUNDAY    |       |       |       |       |     |      |      |      |



## Ask and answer.

### Example

A: What's the weather like in Ankara?

B: It's snowy and cold. Put on your boots and wear your gloves.



Make your puppets with seasonal clothes and describe.

PROJECT



## Draw the weather and the clothes. Talk about your pictures.

### Example

It's spring. It's warm and rainy.

Wear your jeans and T-shirt. Put on your shoes and take your umbrella.



# LET'S SING



Listen and sing.  Track 9

## HOW'S THE WEATHER?

When it's sunny, I can play outside.  
I wear my hat and ride my bike.  
When it's rainy, I can see a rainbow.  
I take my umbrella and go for a walk.

When it's windy, I can fly a kite.  
I wear my coat and it's all right.  
When it's snowy, I can play snowball.  
I wear my boots and gloves. I need them all.

How's the weather today?  
What a beautiful day!  
Sunny, rainy, windy, snowy.  
All of them are good for me.

No matter what the season is,  
I can have fun outside.  
Fall, spring, summer, winter.  
How's the weather today?

(Now, how is the weather?)

How's the weather today?  
What a beautiful day!  
Sunny, rainy, windy, snowy.  
All of them are good for me.

**Words & Music by  
Aysun Tonya Kasar**

# LET'S EXPLORE

## Why Do Leaves Change Colors?



LOOK!



Leaves are in different colors in spring, summer, autumn and winter. Because there are different color pigments in leaves. They are Chlorophyll, Xanthophyll, Carotene and Anthocyanin.

### 8 My Clothes

**I can do it!**

Check yourself and color.



Don't forget your picture dictionary.

8

## MY CLOTHES

1

Read, number, and circle.

What can Bouncy wear?



1. Bouncy **can**/**can't** wear socks.

2. Bouncy **can**/**can't** wear trousers.

3. Bouncy **can**/**can't** wear gloves.

4. Bouncy **can**/**can't** wear boots.

5. Bouncy **can**/**can't** wear sunglasses.

6. Bouncy **can**/**can't** wear shoes.

7. Bouncy **can**/**can't** wear a T-shirt.

8. Bouncy **can**/**can't** wear a hat.

# ACTIVITY

2

Match them.

1. trousers

2. jeans

3. skirt

4. dress

5. sunglasses



6. hat

7. gloves

8. socks

9. umbrella

10. shoes

11. boots

3

Look at the picture again and prepare your suitcase.



For my summer vacation:

I need **sunglasses**, .....

.....  
.....  
.....

For my winter vacation:

I need .....

.....  
.....  
.....

# ACTIVITY



Match them.

spring

summer

autumn/fall

winter



Match them.

windy

snowy

cold

sunny

hot

rainy



1



2



3



4



5



6

# ACTIVITY

6

Do the puzzle and find the keyword.



|        |    |   |   |   |   |   |  |    |  |  |
|--------|----|---|---|---|---|---|--|----|--|--|
| lode   | 1  | c | o | 4 | l | d |  |    |  |  |
| nywos  |    |   |   | 2 |   |   |  |    |  |  |
| memrus |    |   |   |   |   |   |  | 6  |  |  |
| mrwa   | 5  |   |   |   |   |   |  |    |  |  |
| numuta | 7  |   |   | 8 |   |   |  |    |  |  |
| tho    | 9  | 3 |   |   |   |   |  |    |  |  |
| trewin |    |   |   |   |   |   |  | 10 |  |  |
| inray  | 11 |   |   |   |   |   |  |    |  |  |

keyword 1 c 2 3 4 l

5 6 7 8 9 10 11

7

Circle the correct word.

- In **autumn**/ **summer**, it's cool and rainy.
- In **winter**/ **spring**, it's warm and sunny.
- I put on my gloves in **summer**/ **winter**.
- I wear my **boots**/ **shoes** in summer.
- I take my **sunglasses**/ **umbrella** in rainy weather.

8

Match them.

1. It's cold and snowy.

2. It's hot and sunny.

3. It's windy and rainy.



Take your umbrella.

Put on your sunglasses.

Wear your boots and gloves.



# 9

# MY FRIENDS

1. Listen and chant.  Track 1

2. Listen, point, and repeat.  Track 2

WIG SHOP



ACCESSORIES

1. blonde hair

2. dark hair

3. curly hair

4. wavy hair

5. bald

6. moustache

7. beard

8. headscarf

9. hair band

10. scarf

11. plump

12. slim

13. old

14. young

15. tall

16. short

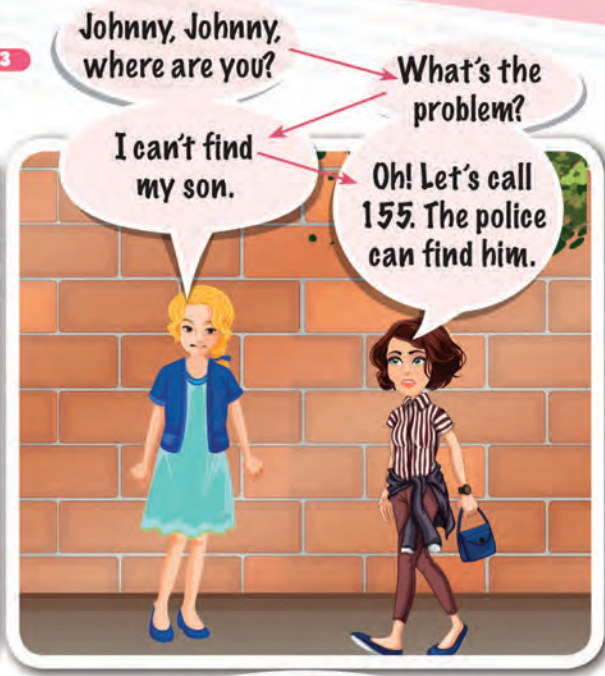
# Helping People



Listen and act it out.



Track 3



2

**Listen and match.**



My granddaughter is short and slim. Her hair is straight and blonde.

Hello, my name is Eray. My best friend is slim and tall. Her hair is dark and wavy.

My son is short. His hair is blonde and curly.

My father is tall and slim. His hair and moustache is dark brown.

My friend is old. He is short and fat. He is also bald.



3

**Listen and tick the correct photo.**



4

**Describe one of your family members.**



My grandmother is old. She is 72 years old. She is short and plump. Her hair is gray.



Prepare a poster about a friend or a family member.



# My Best Friend



Listen, point, and repeat.



Track 6

4. handsome



1. green eyes



2. brown eyes



3. blue eyes



6. beautiful

7. ugly

8. young

5. middle-aged

9. old



Listen and tick the correct pictures.



Track 7

1



She is middle-aged.



She is old.

2



She is ugly.



She is beautiful.

3



It has green eyes.



It has brown eyes.

4



She has curly hair.



She has straight hair.

5



He has a beard.



He has a moustache.





**Listen and read the poem.**



Track 9

### **Mommy & Daddy**

My beautiful mom.  
She is tall and slim.  
She's got wavy blonde hair.  
Her eyes are green.

My handsome dad.  
He is tall and thin.  
He's got straight dark hair.  
His brown eyes are like a dream.



**Listen and draw.**



Track 10



**Listen to your friend  
and draw.**



# LET'S SING

Listen and sing.

Track 11



## YOU ARE MY FRIEND

You can be tall or you can be thin.  
You can be young and you can be plump.

No matter how you look,  
You are my friend.  
It's like this in our class.

Stomp your feet twice, students with brown eyes.  
Say hurray! Students with curly hair.  
Stomp your feet twice, students with blue eyes.  
Say hurray! Students with straight hair.

You can be slim or you can be short.  
You can be bald and you can be old.



Words & Music by  
Aysun Tonya Kasar

LET'S EXPLORE

# CODING



LOOK!

Coding is a 21<sup>st</sup> century skill. You can program your stories, games and animations.

Also, coding helps you;

- think creatively
- reason systematically
- work collaboratively

## 9 My Friends

**I can do it!**

Check yourself and color.



PROJECT

Don't forget your picture dictionary.



# 9

## MY FRIENDS

1

Circle the right word. WHAT DOES HE/ SHE LOOK LIKE?



1. She is **short** / tall.



2. She is **plump** / slim.



3. He is **fat** / thin.



4. He is **tall** / fat.



5. She has **curly** / wavy hair.



6. She has **wavy** / straight hair.



7. He has a **moustache** / beard.



8. He has a **beard** / moustache.

2

Answer the questions.



1. What does she look like? She is .....



2. What does he look like? He is .....



4. What does he look like? He is .....

5. What does he look like? He has .....



# ACTIVITY

3 Read and color.



blue eyes



brown eyes



green eyes



blonde hair




brown hair




black hair


4 Read and draw.



curly hair



wavy hair



straight hair

# ACTIVITY



Do the puzzle.

|   |   |   |   |   |   |   |   |   |   |   |
|---|---|---|---|---|---|---|---|---|---|---|
| B | L | O | N | D | E | P | M | T | E | H |
| E | B | L | U | E | M | Y | H | H | E | E |
| A | R | F | R | U | L | G | C | M | I | A |
| U | O | E | L | L | I | A | O | G | B | D |
| T | W | P | A | A | T | S | Y | R | E | S |
| I | N | T | R | S | D | L | U | E | A | C |
| F | N | T | U | N | R | I | G | E | R | A |
| U | S | O | A | U | D | M | L | N | D | R |
| L | M | H | C | W | A | V | Y | S | C | F |

- |                   |           |
|-------------------|-----------|
| CURLY             | PLUMP     |
| BEARD             | HANDSOME  |
| MOUSTACHE         | UGLY      |
| TALL              | BEAUTIFUL |
| WAVY              | GREEN     |
| STRAIGHT          | BLUE      |
| <del>BLONDE</del> | BROWN     |
| SLIM              | HEADSCARF |



Draw yourself and your imaginary friend then write.



My name is .....

I'm ..... and .....

I have ..... hair and .....

eyes. ....

My imaginary friend's name is .....

..... . He/She is .....

and ..... . He/She has

..... hair and ..... eyes.

.....

# ACTIVITY



Look at the picture and write true (T) or false (F).



1. He has a brown beard and moustache. ....

2. He has long black hair. ....

3. She has straight blonde hair. ....

4. She is old and she has gray hair. ....

5. She is plump and she has black hair. ....

6. She is old and she has a green hat. ....

7. He has a black moustache, but he doesn't have a beard. ....

8. He is tall and he has long legs. ....

9. She is short and has a blue headscarf. ....

# 10

# FOOD and DRINKS

1. Listen and chant.



Track 1

2. Listen, point, and repeat.



Track 2

1. lemonade

2. bread

4. apples

6. coffee

3. milk

5. cheese

9. sandwich

7. olives

8. honey

11. tea

10. marmalade

12. cupcakes

13. yoghurt

14. butter

# Yummy Breakfast



Listen and act it out.



Track 3















2

Listen and tick the drink and the food for their breakfast.




### DRINKS

### FOOD

|  |  |  |  |  |  |  |  |  |  |
|--|---|---|---|---|---|--|---|---|---|
|  |   |   |   |   |   |  |   |   |   |
|  |   |   |   |   |   |  |   |   |   |
|  |   |   |   |   |   |  |   |   |   |

3

Draw and talk about your breakfast.



# At the Picnic



Listen and repeat.



Track 5



I'm hungry.  
I want fish and chips.



I'm thirsty.  
I want some water.



I'm full.  
I don't want anything.



Choose and talk about your feelings and needs.

**Example** I'm thirsty. I want lemonade.

## Menu drinks

water



milk

tea



coffee



lemonade



## Menu food

fish and chips



pasta



soup



yoghurt



salad







# Listen and act it out.

Track 6



# Look at the picture and talk.

## Example

Max is thirsty. Arda is ...





**Ask and answer in turns.**



**Do you have pasta for breakfast?**



**What time do you have breakfast?**

**Are you hungry?**



**How about an apple?**

**What do you have for breakfast?**



**Would you like fish and chips for dinner?**



**What is this?  
Is it a drink?**



**What is your favorite drink?**

**What about salad?**



**Is he thirsty?**

**Are you thirsty?**



**What is this?**



**Are they hungry?**



**What is your favorite food?**

**Is sandwich a drink?**

# LET'S SING

Listen and sing.

Track 7

## YUMMY YUMMY

An apple a day,  
Keeps the doctor away.  
Bread, butter and cheese,  
You like all these.

Drink milk everyday.  
Makes you stronger all the way.  
Salad, soup, fish and chips,  
You like all these.

Are you hungry?  
Are you thirsty?  
Maybe you are full.  
But these are so yummy.

Crunch, crunch, crunch.  
And munch, munch, munch.  
Eat all of these things,  
But no chips too much.

Words & Music by  
Aysun Tonya Kasar

LET'S EXPLORE

# Food Around The World

Oh! Yummy!  
I'm really  
hungry.



Every country has its traditional style of cooking. It is called cuisine.

LOOK!



## 10 Food and Drinks

**I can do it!**

Check yourself and color.



**PROJECT**

Finish your picture dictionary and share it with your friends.

## 10

## FOOD and DRINKS



Read and match the pictures with the sentences.



A



B



C



D



E



F



G



H



I

- ..... 1. I'm hungry. I want some salad.
- ..... 2. She's thirsty. She wants some tea.
- ..... 3. A: Do you want some cheese? B: No, thanks. Maybe later.
- ..... 4. I want some honey. It's healthy.
- ..... 5. A: Are you hungry? B: Yes, I am. I want some soup, please.
- ..... 6. I feel hungry. I want cupcakes.
- ..... 7. A: Want some marmalade? B: Not now, thanks.
- ..... 8. I want some butter, please.
- ..... 9. A: How about some bread? B: No, thanks. I'm full.

# ACTIVITY



Match them.

4. salad

5. cheese

6. water

7. coffee

8. soup

3. cupcake


9. fish and chips

2. butter

10. milk

1. pasta

11. olives



17. tea

16. marmalade

15. bread

14. honey

13. yoghurt

12. lemonade



Help Bouncy pack the food and drinks above.

## FOOD

1. .... **BREAD** .....
2. ....
3. ....
4. ....
5. ....



## DRINKS

1. ....
2. ....
3. ....
4. ....
5. ....



Match the words with the pictures.

1. sad

2. happy

3. scared

4. thirsty

5. hungry

6. full



a



b



c



d



e



f



Look at the pictures, ask and answer.



1. A: Is he ..hungry... ?

B: No, he ....isn't....



2. A: Is ..... ?

B: Yes, .....



3. A: ..... ?

B: .....



4. A: ..... ?

B: .....

# ACTIVITY



Do the puzzle and find the secret code.

|           |    |   |    |   |    |   |  |  |  |  |  |  |  |  |  |  |  |    |
|-----------|----|---|----|---|----|---|--|--|--|--|--|--|--|--|--|--|--|----|
| rebad     | 6  | b | r  | e | a  | d |  |  |  |  |  |  |  |  |  |  |  |    |
| retbut    |    |   |    |   |    |   |  |  |  |  |  |  |  |  |  |  |  | 7  |
| eseche    |    |   |    | 8 |    |   |  |  |  |  |  |  |  |  |  |  |  |    |
| kacepuc   |    |   | 2  |   |    |   |  |  |  |  |  |  |  |  |  |  |  | 10 |
| sifh      | 11 |   |    |   |    |   |  |  |  |  |  |  |  |  |  |  |  |    |
| neyoh     |    |   |    |   |    |   |  |  |  |  |  |  |  |  |  |  |  | 5  |
| maderamla | 3  |   |    |   |    | 4 |  |  |  |  |  |  |  |  |  |  |  |    |
| sapat     |    |   | 9  |   | 13 |   |  |  |  |  |  |  |  |  |  |  |  |    |
| dalsa     |    |   | 12 |   |    |   |  |  |  |  |  |  |  |  |  |  |  |    |
| gouhyrt   | 1  |   |    |   |    |   |  |  |  |  |  |  |  |  |  |  |  | 14 |

|             |   |   |   |   |   |    |    |    |    |    |  |  |  |  |  |  |  |  |
|-------------|---|---|---|---|---|----|----|----|----|----|--|--|--|--|--|--|--|--|
| secret code | 1 | 2 | 3 | 4 | 5 |    |    |    |    |    |  |  |  |  |  |  |  |  |
|             | 6 | b | 7 | 8 | 9 | 10 | 11 | 12 | 13 | 14 |  |  |  |  |  |  |  |  |



Match the questions with the answers.

- |                                |  |   |
|--------------------------------|--|---|
| 1. Do you want an apple?       |  | A. Yes, she is.                             |
| 2. Are you hungry?             |  | B. No thanks, maybe later.                  |
| 3. How about some lemonade?    |  | C. Yes, please.                             |
| 4. Is she thirsty?             |  | D. Yes, I am and I want some pasta, please. |
| 5. Would you like a hamburger? |  | E. No, thanks. It isn't healthy.            |






**CUT**

**OUT**

**STICKERS**



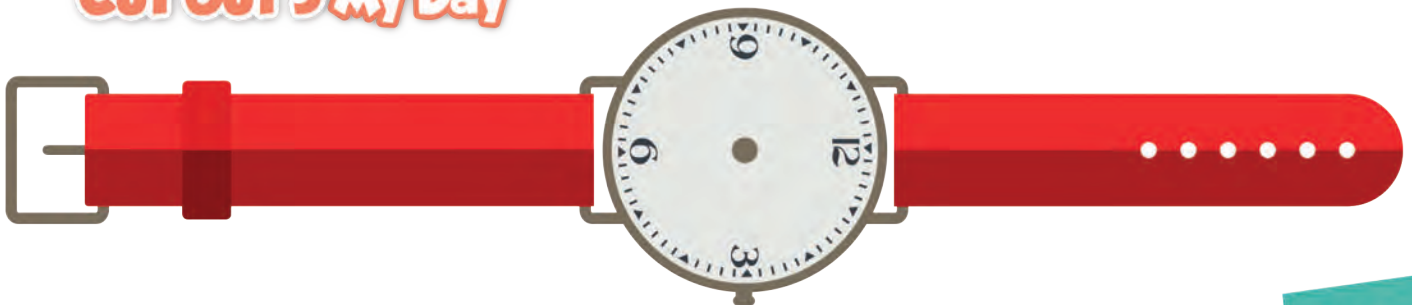
**CUT OUT 1 Classroom Rules**



**CUT OUT 4 Free Time**



**CUT OUT 5 My Day**






# CUT OUT 2 Nationality





## STICKERS 1 Classroom Rules





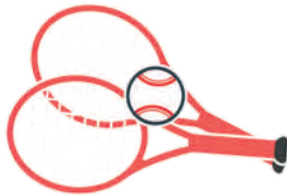


**STICKERS 2 Nationality**





STICKERS 4 Free Time





# STICKERS

## STICKERS 5 My Day



## STICKERS 7 Jobs



# REFERENCES

T.C. Millî Eğitim Bakanlığı. (2018). İngilizce Dersi Öğretim Programı (İlkokul ve Ortaokul 2, 3, 4, 5, 6, 7 ve 8. Sınıflar). Ankara: MEB.

[Unit 1, p. 16] Allient Energy Kids. (2017 September 26). Top 10 Rules for Saving Energy. Retrieved from. <http://www.alliantenergykids.com/EnergyandTheEnvironment/SavingEnergy/022391>

[Unit 2, p. 25] Cook, Jessica. (2017 October 02). How to Teach Children About Cardinal Directions. Synonym. Retrieved from <http://classroom.synonym.com/teach-children-cardinal-directions-5877057.html>

[Unit 8, p. 97] Cool Kids Facts. (2017 November 16). Cool Facts. Retrieved from. <https://www.coolkidfacts.com/>

[Unit 6, p. 73] Cool Science Experiments Headquarters. (2017 October 30). Color Changing Walking Water. Retrieved from. <http://coolscienceexperimentshq.com/color-changing-walking-water/>

[Unit 9, p. 112] Eba Bilişim Ağı. (2017 November 20). Eba Kodlama. Retrieved from. <http://www.eba.gov.tr/kod>

[Unit 9, p. 112] Eğitim Bilişim Ağı. (2017 November 20). Scratch. Retrieved from. <http://scratch.eba.gov.tr>

[Unit 3, p. 33] Empire. (2017 October 04). The 50 Best Animated Movie Characters. Retrieved from. <https://www.empireonline.com/movies/features/50-greatest-animated-characters/>

[Unit 3, p. 37] Esl Games. (2017 October 04). ESL Fun Games Online. Retrieved from. <http://www.eslgames-world.com/members/games/index.html>

[Unit 1, p. 12] International Basketball Federation. (2017September 25). Basketball Uniform Decoration Rules. Retrieved from. <http://basketball.epicsports.com/basketball-uniform-decoration-rules.html>

[Unit 6, p. 70] Kenney, Josh. (2017 October 31). How To Make A Mason Terrarium. Retrieved from. <http://thescienceclassroom.org/how-to-make-your-own-self-contained-ecosystem-biosphere/>

[Unit 6, p. 73] Kidspot. (2017 November 03). *How to make Walking water science experiment.* (Videofile). Retrieved from. <https://www.youtube.com/watch?v=98lQQMK4PaI>

[Unit 2, p. 28] Kim. (2017 October 02). How To Make a Compass. Retrieved from. <https://web.kidsactivitiesblog.com/12007/how-to-make-a-compass>

[Unit 6, p. 73] Malia. (2017 October 02). Walking Water Rainbow. Retrieved from. <https://thestemlaboratory.com/walking-water-rainbow/>

[Unit 9, p. 112] Maxwell, Daniel. (2017 November 20). Coding Is A Necessary Part of 21st Century Education. Retrieved from. <https://www.theeducator.com/blog/coding-necessary-part-21st-century-education/>

[Unit 6, p. 70] Mcdonald, Alex. (2017 October 31). Terrariums: A Fun-for-the-Family Science Experiment in 5 Easy Steps. Retrieved from. <http://filterbutler.com/blog/terrariums-fun-family-science-experiment-5-easy-steps/>

[Unit 9, p. 112] MIT Medya Lab. (2017 November 20). Scratch. Retrieved from. <https://scratch.mit.edu/>

[Unit 6, p. 76] Morin, Amanda. (2017 October 31). Egg In Soda: A Dental Health Activity. Retrieved from. <https://www.thespruce.com/egg-in-soda-dental-health-activity-2086863>

[Unit 6, p. 70] Nasa. (2017 October 31). Make A Terrarium Mini-Garden. Retrieved from. <https://climatekids.nasa.gov/mini-garden/>

[Unit 6, p. 70] Science Kids. (2017 October 31). Science Facts. Retrieved from. <http://www.sciencekids.co.nz/sciencefacts.html>

[Unit 6, p. 76] SciShow Kids. (2017 October 31). *Remember to Brush Your...Egg?* (Videofile). Retrieved from. <https://www.youtube.com/watch?v=7MAGwCVwcls>

# REFERENCES

[Unit 6, p. 76] Susan. (2017 November 11). The Draw My Picture Game. Retrieved from. <http://www.homeschool-withlove.com/2013/11/07/draw-picture-game/>

[Unit 7, p. 88] Yemenici Hayri Usta. (2017 November 08). Retrieved from. <http://yemenicihayriusta.com.tr>

## VISUAL REFERENCE

[Unit 1, p. 9] [https://www.freepik.com/free-vector/little-boy-doing-different-activities-illustration\\_1169245.htm](https://www.freepik.com/free-vector/little-boy-doing-different-activities-illustration_1169245.htm) (25.09.2017)

[Unit 1, p. 9] [https://www.freepik.com/free-vector/boys-and-girls-standing-in-group-illustration\\_1109656.htm](https://www.freepik.com/free-vector/boys-and-girls-standing-in-group-illustration_1109656.htm) (26.09.2017)

[Unit 1, p. 13] [oksun70 / 123RF Stok Fotoğraf](https://tr.123rf.com/profile_oksun70) (26.09.2017)

[Unit 6, p. 9] [https://www.freepik.com/free-vector/boys-and-girls-standing-in-group-illustration\\_1109656.htm](https://www.freepik.com/free-vector/boys-and-girls-standing-in-group-illustration_1109656.htm) (27.09.2017)

[Unit 1, p. 9] [iimages / 123RF Stok Fotoğraf](https://tr.123rf.com/profile_iimages) (27.09.2017)

[Unit 1, p. 9] [https://www.freepik.com/free-vector/board-template-with-little-girl-in-different-actions\\_1250812.htm](https://www.freepik.com/free-vector/board-template-with-little-girl-in-different-actions_1250812.htm) (28.09.2017)

[Unit 1, p. 16] [https://www.freepik.com/free-vector/camping-background-design\\_1077623.htm](https://www.freepik.com/free-vector/camping-background-design_1077623.htm) (28.09.2017)

[Unit 1, p. 11] [https://www.freepik.com/free-vector/boys-and-girls-with-hand-puppets-illustration\\_1169194.htm#term=puppets&page=1&position=0](https://www.freepik.com/free-vector/boys-and-girls-with-hand-puppets-illustration_1169194.htm#term=puppets&page=1&position=0) (29.09.2017)

[Unit 1, p. 13] [serrnovik / 123RF Stok Fotoğraf](https://tr.123rf.com/profile_serrnovik) (29.09.2017)  
Telif hakkı: [blueringmedia / 123RF Stok Fotoğraf](https://tr.123rf.com/profile_blueringmedia) (29.09.2017)

[Unit 1, p. 13] Telif hakkı: [toxitz / 123RF Stok Fotoğraf](https://tr.123rf.com/profile_toxitz) (29.09.2017)

[Unit 1, p. 13] [stylephotographs / 123RF Stok Fotoğraf](https://tr.123rf.com/profile_stylephotographs) (15.01.2018)

[Unit 2, p. 21] [https://www.freepik.com/free-vector/flags-of-the-world-collection\\_837815.htm#term=world-flags&page=1&position=1](https://www.freepik.com/free-vector/flags-of-the-world-collection_837815.htm#term=world-flags&page=1&position=1) (02.10.2017)

[Unit 2, p. 28] <https://www.shutterstock.com/tr/image-vector/illustration-boy-writing-inside-his-room-129950156?src=library> (03.10.2017)

[Unit 3, p. 33] <http://character.namegeneratorfun.com/> (04.10.2017)

[Unit 3, p. 33] [https://www.freepik.com/free-vector/cinema-screen-and-seats\\_770814.htm#term=cinema&page=1&position=16](https://www.freepik.com/free-vector/cinema-screen-and-seats_770814.htm#term=cinema&page=1&position=16) (05.10.2017)

[Unit 3, p. 41] [rawpixel / 123RF Stok Fotoğraf](https://tr.123rf.com/profile_rawpixel) (15.01.2018)

[Unit 3, p. 43]: [nikolaydzhii / 123RF Stok Fotoğraf](https://tr.123rf.com/profile_nikolaydzhii) (31.01.2018)

[Unit 3, p. 41] [https://tr.123rf.com/stok-foto%C4%9Fraf/driver\\_woman.html?sti=ng67smjwfrezjpitwgj&mediapopup=35460954](https://tr.123rf.com/stok-foto%C4%9Fraf/driver_woman.html?sti=ng67smjwfrezjpitwgj&mediapopup=35460954)

# REFERENCES

[Unit 4, p. 45] <https://www.shutterstock.com/tr/image-vector/family-members-happy-garden-illustration-417410374?src=library> (06.10.2017)

[Unit 4, p. 52] <https://www.morethanagamecafe.com/wp-content/uploads/2014/12/Mancala.jpg> Date accessed: 25.10.2017 23.15 (09.10.2017)

[Unit 4, p. 53] [https://www.freepik.com/free-vector/teacher-and-students-with-school-objects\\_1175935.htm](https://www.freepik.com/free-vector/teacher-and-students-with-school-objects_1175935.htm) (09.10.2017)

[Unit 4, p. 47] [https://www.lds.org/bc/content/ldsorg/church/news/2016/02/29/620-coloring-PS160219\\_cah\\_0010.jpg](https://www.lds.org/bc/content/ldsorg/church/news/2016/02/29/620-coloring-PS160219_cah_0010.jpg) (10.10.2017)

[Unit 4, p. 48] [https://themarblesstore.com/wp-content/uploads/2015/02/photodune\\_2683654\\_playing\\_marbles.jpg](https://themarblesstore.com/wp-content/uploads/2015/02/photodune_2683654_playing_marbles.jpg) (10.10.2017)

[Unit 4, p. 53] [http://cdn.nasilkolay.com/static/XC0QT/masa-tenisi-nasil-oynanir\\_646x340.jpg](http://cdn.nasilkolay.com/static/XC0QT/masa-tenisi-nasil-oynanir_646x340.jpg) (11.10.2017)

[Unit 4, p. 53] <http://media.beam.usnews.com/cf/04/6bb88ec746daa8031d1ed8e9ba16/170530-kidssoccer-stock.jpg> (11.10.2017)

[Unit 4, p. 50] [https://tr.123rf.com/profile\\_krasnoyarsk](https://tr.123rf.com/profile_krasnoyarsk) / 123RF Stok Fotoğraf (12.10.2017)

[Unit 4, p. 47] [https://www.freepik.com/free-vector/hand-drawn-big-fish-background\\_1159020.htm](https://www.freepik.com/free-vector/hand-drawn-big-fish-background_1159020.htm) Designed by Freepik (12.10.2017)

[Unit 4, p. 47] [https://tr.123rf.com/profile\\_karenr](https://tr.123rf.com/profile_karenr) / 123RF Stok Fotoğraf (15.01.2018)

[Unit 4, p. 47] [https://tr.123rf.com/profile\\_iakovenko](https://tr.123rf.com/profile_iakovenko) / 123RF Stok Fotoğraf (15.01.2018)

[Unit 4, p. 53] [https://tr.123rf.com/profile\\_poznyakov](https://tr.123rf.com/profile_poznyakov) / 123RF Stok Fotoğraf (15.01.2018)

[Unit 4, p. 56] [https://tr.123rf.com/profile\\_chepko](https://tr.123rf.com/profile_chepko) / 123RF Stok Fotoğraf (19.10.2017)

[Unit 5, p. 57] [https://tr.123rf.com/profile\\_bowie15](https://tr.123rf.com/profile_bowie15) / 123RF Stok Fotoğraf (13.10.2017)

[Unit 5, p. 57] [https://tr.123rf.com/profile\\_lenm](https://tr.123rf.com/profile_lenm) / 123RF Stok Fotoğraf (13.10.2017)

[Unit 5, p. 60] [https://www.123rf.com/search.php?word=friends+children&imgtype=0&t\\_word=&t\\_lang=tr&orderby=0&t\\_word=&t\\_lang=tr&oriSearch=friends&sti=mws9zoxyejld4gjgms&mediapopup=33604059](https://www.123rf.com/search.php?word=friends+children&imgtype=0&t_word=&t_lang=tr&orderby=0&t_word=&t_lang=tr&oriSearch=friends&sti=mws9zoxyejld4gjgms&mediapopup=33604059) (13.10.2017)

[Unit 5, p. 68] [https://tr.123rf.com/profile\\_gomolach](https://tr.123rf.com/profile_gomolach) / 123RF Stok Fotoğraf (13.10.2017)

[Unit 5, p. 68] [https://tr.123rf.com/profile\\_wavebreakmediamicro](https://tr.123rf.com/profile_wavebreakmediamicro) / 123RF Stok Fotoğraf (13.10.2017)

[Unit 5, p. 61] [https://www.123rf.com/search.php?word=dance&imgtype=0&t\\_word=&t\\_lang=tr&orderby=0&t\\_word=&t\\_lang=tr&oriSearch=sing&sti=nnhjcv30m12n8ppc8s&mediapopup=55145530](https://www.123rf.com/search.php?word=dance&imgtype=0&t_word=&t_lang=tr&orderby=0&t_word=&t_lang=tr&oriSearch=sing&sti=nnhjcv30m12n8ppc8s&mediapopup=55145530) (16.10.2017)

[Unit 5, p. 61] [https://www.123rf.com/search.php?word=hurray&imgtype=0&t\\_word=&t\\_lang=tr&orderby=0&t\\_word=&tlang=tr&oriSearch=say+hurray&sti=my1rvk39gi2ht5fv1](https://www.123rf.com/search.php?word=hurray&imgtype=0&t_word=&t_lang=tr&orderby=0&t_word=&tlang=tr&oriSearch=say+hurray&sti=my1rvk39gi2ht5fv1)



# REFERENCES

0&mediapopup=42567773 (16.10.2017)

[Unit 5, p. 68] <a href='&#39;https://tr.123rf.com/profile\_fotokostic&#39;&gt;fotokostic / 123RF Stok Fotoğraf</a> (16.10.2017)

[Unit 5, p. 57] <a href='https://tr.123rf.com/profile\_choreograph'>choreograph / 123RF Stok Fotoğraf</a> (15.01.2018)

[Unit 5, p. 57] <a href='https://tr.123rf.com/profile\_koltsovthebest'>koltsovthebest / 123RF Stok Fotoğraf</a> (15.01.2018)

[Unit 5, p. 57] <a href='https://tr.123rf.com/profile\_famveldman'>famveldman / 123RF Stok Fotoğraf</a> (15.01.2018)

[Unit 5, p. 57] <a href='https://tr.123rf.com/profile\_stockbroker'>stockbroker / 123RF Stok Fotoğraf</a> (15.01.2018)

[Unit 5, p. 57] <a href='https://tr.123rf.com/profile\_inesbazdar'>inesbazdar / 123RF Stok Fotoğraf</a> (15.01.2018)

[Unit 5, p. 57] <a href='https://tr.123rf.com/profile\_stockbroker'>stockbroker / 123RF Stok Fotoğraf</a> (15.01.2018)

[Unit 5, p. 57] <a href='https://tr.123rf.com/profile\_romrodinka'>romrodinka / 123RF Stok Fotoğraf</a> (15.01.2018)

[Unit 5, p. 61] [https://www.123rf.com/search.php?word=sing&imgtype=0&t\\_word=&t\\_lang=tr&orderby=0&t\\_word=&t\\_lang=tr&oriSearch=jump&sti=n6qul65oscdb8ptcas|&mediapopup=39841777](https://www.123rf.com/search.php?word=sing&imgtype=0&t_word=&t_lang=tr&orderby=0&t_word=&t_lang=tr&oriSearch=jump&sti=n6qul65oscdb8ptcas|&mediapopup=39841777) (18.10.2017)

[Unit 5, p. 61] [https://www.123rf.com/search.php?word=climb&imgtype=0&t\\_word=&t\\_lang=tr&orderby=0&t\\_word=&t\\_lang=tr&oriSearch=put+on+dress+kid&sti=lgbrn07iipbybmbz5x|&mediapopup=49254023](https://www.123rf.com/search.php?word=climb&imgtype=0&t_word=&t_lang=tr&orderby=0&t_word=&t_lang=tr&oriSearch=put+on+dress+kid&sti=lgbrn07iipbybmbz5x|&mediapopup=49254023) (19.10.2017)

[Unit 5, p. 61] [https://www.123rf.com/search.php?word=jump+kid&imgtype=0&t\\_word=&t\\_lang=tr&orderby=0&t\\_word=&t\\_lang=tr&oriSearch=dance&sti=mx3b0g532ghkt7mrgp|&mediapopup=11941696](https://www.123rf.com/search.php?word=jump+kid&imgtype=0&t_word=&t_lang=tr&orderby=0&t_word=&t_lang=tr&oriSearch=dance&sti=mx3b0g532ghkt7mrgp|&mediapopup=11941696) (20.10.2017)

[Unit 5, p. 66] [https://www.123rf.com/search.php?word=wake+up&imgtype=0&t\\_word=&t\\_lang=tr&orderby=0&t\\_word=&t\\_lang=tr&oriSearch=homework&sti=lj2r54ejp7hth5qv1r|&mediapopup=52899629](https://www.123rf.com/search.php?word=wake+up&imgtype=0&t_word=&t_lang=tr&orderby=0&t_word=&t_lang=tr&oriSearch=homework&sti=lj2r54ejp7hth5qv1r|&mediapopup=52899629) (20.10.2017)

[Unit 5, p. 61] [https://www.123rf.com/search.php?word=run&imgtype=0&t\\_word=&t\\_lang=tr&orderby=0&t\\_word=&t\\_lang=tr&oriSearch=climb&sti=m7eea03i9sefczks3|&mediapopup=42308258](https://www.123rf.com/search.php?word=run&imgtype=0&t_word=&t_lang=tr&orderby=0&t_word=&t_lang=tr&oriSearch=climb&sti=m7eea03i9sefczks3|&mediapopup=42308258) (24.10.2017)

[Unit 6, p. 77] <a href='https://tr.123rf.com/profile\_pauldesign'>pauldesign / 123RF Stok Fotoğraf</a> (30.10.2017)

[Unit 6, p. 74] <https://i.ytimg.com/vi/q4F4WpeCa5E/maxresdefault.jpg> (30.10.2017)

[Unit 6, p. 73] <a href='https://tr.123rf.com/profile\_dimdimich'>dimdimich / 123RF Stok Fotoğraf</a> (30.10.2017)

[Unit 5, p. 77] <a href='https://tr.123rf.com/profile\_antoniodyaz'>antoniodyaz / 123RF Stok Fotoğraf</a> (30.10.2017)

[Unit 6, p. 77] [https://tr.123rf.com/search.php?word=plant+kid&srch\\_lang=tr&imgtype=0&t\\_word=&t\\_lang=tr](https://tr.123rf.com/search.php?word=plant+kid&srch_lang=tr&imgtype=0&t_word=&t_lang=tr)

# REFERENCES

lang=tr&orderby=0&t\_word=&t\_lang=tr&oriSearch=tree+kid&sti=nhdu1qp1ntacwx9qlol&mediapop  
up=54018539 (31.10.2017)

[Unit 6, p. 77] <a href='https://tr.123rf.com/profile\_31moonlight31'>31moonlight31 / 123RF Stok Fotoğraf</a>  
(31.10.2017)

[Unit 6, p. 77] <a href='https://tr.123rf.com/profile\_Prometeus'>Prometeus / 123RF Stok Fotoğraf</a>  
(31.10.2017)

[Unit 6, p. 77] <a href='https://tr.123rf.com/profile\_artisticco'>artisticco / 123RF Stok Fotoğraf</a> (01.11.2017)

[Unit 6, p. 77] <a href='https://tr.123rf.com/profile\_tvirbickis'>tvirbickis / 123RF Stok Fotoğraf</a> (01.11.2017)

[Unit 6, p. 77] <a href='https://tr.123rf.com/profile\_fontgraf'>fontgraf / 123RF Stok Fotoğraf</a> (01.11.2017)

[Unit 6, p. 77] <a href='https://tr.123rf.com/profile\_belchonock'>belchonock / 123RF Stok Fotoğraf</a>  
(02.11.2017)

[Unit 6, p. 72] <a href='https://tr.123rf.com/profile\_robuart'>robuart / 123RF Stok Fotoğraf</a> (02.11.2017)

[Unit 6, p. 77] <a href='https://tr.123rf.com/profile\_amenic181'>amenic181 / 123RF Stok Fotoğraf</a>  
(03.11.2017)

[Unit 6, p. 69] <a href='https://tr.123rf.com/profile\_escova'>escova / 123RF Stok Fotoğraf</a> (03.11.2017)

[Unit 6, p. 77] <a href='https://tr.123rf.com/profile\_luchschen'>luchschen / 123RF Stok Fotoğraf</a>  
(03.11.2017) (

[Unit 6, p. 76] https://ftthumb.tqn.com/5YcVUpuWfd4m4w3BXdSlzQSN2F8=/2127x1410/filters:no\_  
upscale():fill(transparent,1)/Egg-test-GettyImages-81988330-58c1c0ab5f9b58af5c309247.jpg (03.11.2017)

[Unit 7, p. 81] <a href='https://tr.123rf.com/profile\_sentavio'>sentavio / 123RF Stok Fotoğraf</a> (06.11.2017)

<a href='https://tr.123rf.com/profile\_eveleen'>eveleen / 123RF Stok Fotoğraf</a> (06.11.2017)

<a href='https://tr.123rf.com/profile\_iimages'>iimages / 123RF Stok Fotoğraf</a> (06.11.2017)

<a href='https://tr.123rf.com/profile\_macrovector'>macrovector / 123RF Stok Fotoğraf</a> (06.11.2017)

<a href='https://tr.123rf.com/profile\_macrovector'>macrovector / 123RF Stok Fotoğraf</a> (06.11.2017)

[Unit 7, p. 84] https://i.pinimg.com/736x/49/7a/03/497a03402bbaf502d5c14f86bc74c71d--farm-clothes-men-  
clothes.jpg (06.11.2017)

[Unit 7, p. 84] <a href='https://tr.123rf.com/profile\_ljupco'>ljupco / 123RF Stok Fotoğraf</a> (07.11.2017)

[Unit 7, p. 84] <a href='https://tr.123rf.com/profile\_diawka'>diawka / 123RF Stok Fotoğraf</a> (07.11.2017)

[Unit 7, p. 84] <a href='https://tr.123rf.com/profile\_elwynn'>elwynn / 123RF Stok Fotoğraf</a> (07.11.2017)

[Unit 7, p. 86] http://trusthealhtourism.com/wp-content/uploads/2015/12/Hospital-Ward.jpg (07.11.2017)

[Unit 7, p. 84] <a href='https://tr.123rf.com/profile\_Kurhan'>Kurhan / 123RF Stok Fotoğraf</a> (07.11.2017)

[Unit 7, p. 83] https://www.memurpostasi.com/d/news/3118.jpg (03.11.2017)

[Unit 7, p. 83] <a href='https://tr.123rf.com/profile\_sanchairat'>sanchairat / 123RF Stok Fotoğraf</a>  
(08.11.2017)

# REFERENCES

- [Unit 7, p. 83] <a href='https://tr.123rf.com/profile\_joycolor'>joycolor / 123RF Stok Fotoğraf</a> (08.11.2017)
- [Unit 7, p. 83] [http://haber.sol.org.tr/sites/default/files/styles/newsimagestyle\\_615x410/public/2-nezarethane-bg.jpg?itok=p5TN\\_wj0](http://haber.sol.org.tr/sites/default/files/styles/newsimagestyle_615x410/public/2-nezarethane-bg.jpg?itok=p5TN_wj0) (08.11.2017)
- [Unit 7, p. 83] <http://sakaryakent.net/okul-binasini-kursunladilar/> (08.11.2017)
- [Unit 7, p. 83] [https://www.freepik.com/free-photo/happy-teacher-with-students- background\\_864157.htm#term=teacher&page=1&position=0Page 88](https://www.freepik.com/free-photo/happy-teacher-with-students- background_864157.htm#term=teacher&page=1&position=0Page 88): (08.11.2017)
- [Unit 7, p. 88] <http://yemenicihakayriusta.com.tr/> (08.11.2017)
- [Unit 7, p. 84] <a href='https://tr.123rf.com/profile\_michaeljung'>michaeljung / 123RF Stok Fotoğraf</a> (09.11.2017)
- [Unit 7, p. 83] [http://www.popularledlightbars.com/photo/pl13087459-high\\_quality\\_police\\_riot\\_control\\_equipment\\_suit\\_uniform\\_military\\_supplier\\_fb03.jpg](http://www.popularledlightbars.com/photo/pl13087459-high_quality_police_riot_control_equipment_suit_uniform_military_supplier_fb03.jpg) (09.11.2017)
- [Unit 7, p. 84] <a href='https://tr.123rf.com/profile\_pryzmat'>pryzmat / 123RF Stok Fotoğraf</a> (09.11.2017)
- [Unit 7, p. 83] <a href='https://tr.123rf.com/profile\_geoffgoldswain'>geoffgoldswain / 123RF Stok Fotoğraf</a> (09.11.2017)
- [Unit 7, p. 83] [https://ileilgili.org/resimleri/nedir/38/6/postane\\_hakkindaresim2.jpg](https://ileilgili.org/resimleri/nedir/38/6/postane_hakkindaresim2.jpg) (10.11.2017)
- [Unit 7, p. 83] <a href='https://tr.123rf.com/profile\_fiphoto'>fiphoto / 123RF Stok Fotoğraf</a> (10.11.2017)
- [Unit 7, p. 83] <https://www.freepik.com/index.php?goto=74&idfoto=1156855&term=chef> (10.11.2017)
- [Unit 7, p. 86] [https://gallery.yopriceville.com/Free-Clipart-Pictures/School-Clipart/Black\\_School\\_Board\\_PNG\\_Picture](https://gallery.yopriceville.com/Free-Clipart-Pictures/School-Clipart/Black_School_Board_PNG_Picture) (10.11.2017)
- [Unit 7, p. 81] <a href='https://tr.123rf.com/profile\_michaeljung'>michaeljung / 123RF Stok Fotoğraf</a> (10.11.2017)
- [Unit 8, p. 93] <a href='https://tr.123rf.com/profile\_artisticco'>artisticco / 123RF Stok Fotoğraf</a> (13.11.2017)
- [Unit 8, p. 94] <a href='https://tr.123rf.com/profile\_artisticco'>artisticco / 123RF Stok Fotoğraf</a> (13.11.2017)
- [Unit 8, p. 93] <a href='https://tr.123rf.com/profile\_c\_brignell'>c\_brignell / 123RF Stok Fotoğraf</a> (31.01.2018)
- [Unit 8, p. 93] <http://www.adimadim.com.tr/scooter-erkek-cocuk-bot-1-68314-46-B.jpg> (13.11.2017)
- [Unit 8, p. 102] <a href='https://tr.123rf.com/profile\_wolfelarry'>wolfelarry / 123RF Stok Fotoğraf</a> (31.01.2018)
- [Unit 8, p. 93] <https://img-vakko.cubecdn.net/files/p/868167011226-1-s7.jpg> (13.11.2017)
- [Unit 8, p. 93] [http://lp2.hm.com/hmgoepprod?set=source\[/f6/92/f69223a1c5c643b10008846025f9d-0569e14571d.jpg\],origin\[dam\],category\[ladies\\_skirts\\_shortskirts\],type\[DESCRIPTIVESTILLIFE\],hmver\[1\]&call=url\[file:/product/main\]](http://lp2.hm.com/hmgoepprod?set=source[/f6/92/f69223a1c5c643b10008846025f9d-0569e14571d.jpg],origin[dam],category[ladies_skirts_shortskirts],type[DESCRIPTIVESTILLIFE],hmver[1]&call=url[file:/product/main]) (14.11.2017)
- [Unit 8, p. 93] <http://www.maslakoutlet.com/u/cartier/gozluk/cartier-gozluk-panthere-siyah-cerceve-siyah-sap-siyah-cam.jpg> (14.11.2017)
- [Unit 8, p. 93] [https://www.freepik.com/free-vector/girl-and-different-types-of-winter-clothes\\_1046874.htm](https://www.freepik.com/free-vector/girl-and-different-types-of-winter-clothes_1046874.htm) (14.11.2017)
- [Unit 8, p. 93] [https://www.freepik.com/free-vector/mother-and-daughter-holding-hands\\_1250775.htm](https://www.freepik.com/free-vector/mother-and-daughter-holding-hands_1250775.htm) (14.11.2017)

# REFERENCES

[Unit 8, p. 95] [http://akcdn3.lcwaikiki.com/ProductImages/20172/4/3043448/L\\_20172-7KK067Z4-HEL\\_A.jpg](http://akcdn3.lcwaikiki.com/ProductImages/20172/4/3043448/L_20172-7KK067Z4-HEL_A.jpg) (14.11.2017)

[Unit 8, p. 95] [https://www.miamano.com/image/cache/catalog/products/lexon/lex-1116\\_0-kirmizi-charlie-semsiye-lexon-hediye-yasam-950x950.jpg](https://www.miamano.com/image/cache/catalog/products/lexon/lex-1116_0-kirmizi-charlie-semsiye-lexon-hediye-yasam-950x950.jpg) (15.11.2017)

[Unit 8, p.100] [kerdkanno](https://tr.123rf.com/profile_kerdkanno) / 123RF Stok Fotoğraf (15.11.2017)

[Unit 8, p.102] [aquariagirl1970](https://tr.123rf.com/profile_aquariagirl1970) / 123RF Stok Fotoğraf (31.01.2018)

[Unit 8, p.102] [Designed by Freepik](https://www.freepik.com/free-vector/winter-clothes_783168.htm) (15.11.2017)

[Unit 8, p.101] [Designed by Freepik](https://www.freepik.com/free-vector/elements-for-fitness-pack_831697.htm) (15.11.2017)

[Unit 8, p. 93] <http://www.freepngimg.com/download/socks/27-socks-png-image.png>

[Unit 8, p.102] [Designed by Freepik](https://www.freepik.com/free-vector/closed-and-open-suitcases_1371530.htm) (16.11.2017)

[Unit 8, p. 97] [Designed by Freepik](https://www.freepik.com/free-vector/opposite-adjectives-hot-and-cold_1172849.htm) (16.11.2017)

[Unit 8, p. 97] [sararoom](https://tr.123rf.com/profile_sararoom) / 123RF Stok Fotoğraf (16.11.2017)

[Unit 8, p. 97] [lenm](https://tr.123rf.com/profile_lenm) / 123RF Stok Fotoğraf (16.11.2017)

[Unit 8, p. 97] [Designed by Freepik](https://www.freepik.com/free-vector/cartoon-sun-with-sunglasses_796979.htm) (17.11.2017)

[Unit 8, p. 97] [tigatelu](https://tr.123rf.com/profile_tigatelu) / 123RF Stok Fotoğraf (17.11.2017)

[Unit 8, p. 97] [lenm](https://tr.123rf.com/profile_lenm) / 123RF Stok Fotoğraf (17.11.2017)

[Unit 8, p. 97] [Designed by Freepik](https://www.freepik.com/free-vector/winter-kids-with-snowy-scene_1012077.htm) (17.11.2017)

[Unit 8, p.103] [Designed by Freepik](https://www.freepik.com/free-vector/opposite-adjectives-hot-and-cold_1172849.htm) (17.11.2017)

[Unit 8, p. 93] [slanapotam](https://tr.123rf.com/profile_slanapotam) / 123RF Stok Fotoğraf (31.01.2018)

[Unit 9, p.107] [subarashii21](https://es.123rf.com/profile_subarashii21) / 123RF Foto de archivo (20.11.2017)

[Unit 9, p.107] [subarashii21](https://es.123rf.com/profile_subarashii21) / 123RF Foto de archivo (20.11.2017)

[Unit 9, p.107] [neyro2008](https://tr.123rf.com/profile_neyro2008) / 123RF Stok Fotoğraf (20.11.2017)

[Unit 9, p.110] [grkistock](https://tr.123rf.com/profile_grkistock) / 123RF Stok Fotoğraf (20.11.2017)

[Unit 9, p.106] [https://www.freepik.com/free-vector/mother-and-daughter-holding-hands\\_1250775.htm](https://www.freepik.com/free-vector/mother-and-daughter-holding-hands_1250775.htm) (21.11.2017)

# REFERENCES

- [Unit 9, p.115] <a href='https://tr.123rf.com/profile\_tigatelu'>tigatelu / 123RF Stok Fotoğraf</a> (21.11.2017)
- [Unit 9, p.108] <a href='https://tr.123rf.com/profile\_albertzig'>albertzig / 123RF Stok Fotoğraf</a> (21.11.2017)
- [Unit 9, p.112] <a href='https://tr.123rf.com/profile\_jannoon028'>jannoon028 / 123RF Stok Fotoğraf</a> (21.11.2017)
- [Unit 9, p.106] [https://www.freepik.com/free-vector/police-officers-and-police-car-set-illustration\\_1148524.htm](https://www.freepik.com/free-vector/police-officers-and-police-car-set-illustration_1148524.htm) (22.11.2017)
- [Unit 9, p.106] <a href='https://tr.123rf.com/profile\_blueringmedia'>blueringmedia / 123RF Stok Fotoğraf</a> (22.11.2017)
- [Unit 9, p.105] <a href='https://tr.123rf.com/profile\_ivanmogilevchik'>ivanmogilevchik / 123RF Stok Fotoğraf</a> (22.11.2017)
- [Unit 9, p.108] <a href='https://tr.123rf.com/profile\_macrovector'>macrovector / 123RF Stok Fotoğraf</a> (22.11.2017)
- [Unit 9, p.105] <a href= 'https://www.freepik.com/free-vector/opposite-words-for-brother-and-sister\_1172822.htm'>Designed by Freepik</a> (23.11.2017)
- [Unit 9, p.105] <a href=https://www.freepik.com/free-vector/five-university-girls-standing-together\_1164164.htm'>Designed by Freepik</a> (23.11.2017)
- [Unit 9, p.105] <a href= https://www.freepik.com/free-vector/women-heads-collection\_981194.htm'>Designed by Freepik</a> (23.11.2017)
- [Unit 9, p.105] <a href=https://www.freepik.com/free-vector/hipster-characters\_767992.htm'>Designed by Freepik</a> (23.11.2017)
- [Unit 9, p.105] <a href=https://www.freepik.com/free-vector/profession-designs-collection\_1062421.htm'>Designed by Freepik</a> (23.11.2017)
- [Unit 9, p.105] <a href=https://www.freepik.com/free-vector/fat-people-doing-different-activities-illustration\_1142079.htm'>Designed by Freepik</a> (24.11.2017)
- [Unit 9, p.114] <a href=https://www.freepik.com/free-vector/set-of-beautiful-hand-drawn-looks\_1024435.htm'>Designed by Freepik</a> (24.11.2017)
- [Unit 10, p.117] [https://www.freepik.com/free-vector/children-playing-with-friends-on-the-road\\_1250801.htm](https://www.freepik.com/free-vector/children-playing-with-friends-on-the-road_1250801.htm) (27.11.2017)
- [Unit 10, p.118] [https://www.freepik.com/free-vector/four-city-scenes-with-young-hipsters\\_1250829.htm](https://www.freepik.com/free-vector/four-city-scenes-with-young-hipsters_1250829.htm) (27.11.2017)
- [Unit 10, p.117] [http://pngimg.com/uploads/honey/honey\\_PNG11573.png](http://pngimg.com/uploads/honey/honey_PNG11573.png) (27.11.2017)
- [Unit 10, p.124] [https://upload.wikimedia.org/wikipedia/commons/3/38/Russian\\_borscht\\_with\\_beef\\_and\\_sour\\_cream.jpg](https://upload.wikimedia.org/wikipedia/commons/3/38/Russian_borscht_with_beef_and_sour_cream.jpg) (27.11.2017)
- [Unit 10, p.124] <https://www.monpetitfour.com/wp-content/uploads/2015/04/croissants-1-copy.jpg> (27.11.2017)
- [Unit 10, p.117] <http://www.pngall.com/wp-content/uploads/2016/04/Green-Tea.png> (28.11.2017)
- [Unit 10, p.120] [http://giovannisonline.co.uk/wp-content/uploads/AM\\_706x264\\_SchweppesFishChips.jpg](http://giovannisonline.co.uk/wp-content/uploads/AM_706x264_SchweppesFishChips.jpg) (28.11.2017)
- [Unit 10, p.117] <http://www.pngall.com/wp-content/uploads/2016/05/Coffee-PNG-File.png> (28.11.2017)

# REFERENCES

[Unit 10, p. 124] <https://www.dunya.com/files/2016/9/28/331349/331349.jpg?v=1475055735> (28.11.2017)

[Unit 10, p. 117] <http://pluspng.com/img-png/png-lemonade-today-august-20-is-national-lemonade-day-not-to-be-confused-with-also-s-national-lemonade-days-held-annually-in-june-today-s-national-lemonade-day-is-1106.jpg> (29.11.2017)

[Unit 10, p. 117] <http://www.pinkpistachio.com/wp-content/uploads/2015/02/no-cook-orange-marmalade.png> (29.11.2017)

[Unit 10, p. 117] [https://www.freepik.com/free-vector/mother-and-daughter-holding-hands\\_1250775.htm](https://www.freepik.com/free-vector/mother-and-daughter-holding-hands_1250775.htm) (29.11.2017)

[Unit 10, p. 117] <https://www.shutterstock.com/tr/image-vector/illustration-modern-kitchen-interior-design-blue-559571137?src=library> (30.11.2017)

[Unit 10, p. 117] <https://www.shutterstock.com/tr/image-vector/dining-room-interior-table-cupboard-vector-211807951?src=library> (30.11.2017)

[Unit 10, p. 124] <http://img.taste.com.au/IWbdJv3E/taste/2016/11/quick-smart-nachos-63819-1.jpeg> (30.11.2017)

[Unit 10, p. 124] <https://www.goya.com/media/3961/shrimp-paella.jpg?quality=80> (01.12.2017)

[Unit 10, p. 122] [https://fthmb.tqn.com/c117d3Uvl7pK8aJ0pKPsKHtJQIY=/5616x3744/filters:no\\_upscale\(\)/wiener-schnitzel-the-popular-breadcrumb-coated-cutlet-of-veal-a-traditional-germanic-dish-served-in-munich-bavaria-germany-europe-450764475-5888d1a55f9b58bdb3cc9223.jpg](https://fthmb.tqn.com/c117d3Uvl7pK8aJ0pKPsKHtJQIY=/5616x3744/filters:no_upscale()/wiener-schnitzel-the-popular-breadcrumb-coated-cutlet-of-veal-a-traditional-germanic-dish-served-in-munich-bavaria-germany-europe-450764475-5888d1a55f9b58bdb3cc9223.jpg) (01.12.2017)

## The Reference for the Songs

In this book, all the songs were written and composed by Aysun Tonya Kasar.